

Technical sheet :

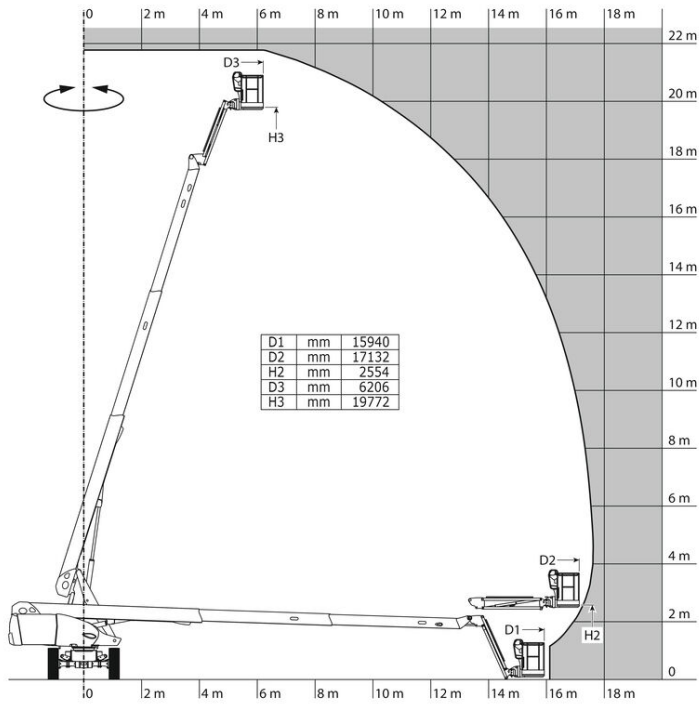
220 TJ-X



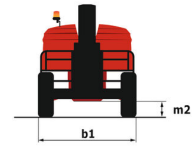
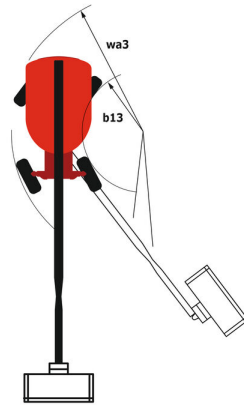
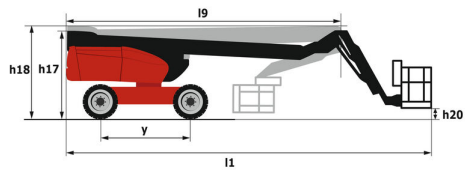
Capacities		Metric
Working height	h21	21.77 m
Platform height	h7	19.77 m
Max. outreach	r1	17.63 m
Pendular arm rotation (bottom)		+66 °
Platform capacity	Q	230 kg
Turret rotation		360 °
Platform rotation (right / left)		90 ° / 90 °
Number of people (inside / outside)		2 / 2
Weight and dimensions		
Platform weight*		11850 kg
Platform dimensions (length x width)	lp / ep	2.10 m x 0.80 m
Overall width	b1	2.48 m
Overall length	l1	9.80 m
Overall height	h17	2.47 m
Overall length (stowed)	l9	7.29 m
Overall height (stowed)	h18	2.72 m
Floor height (access)	h20	0.39 m
Jib length	l13	2 m
Counterweight offset (turret at 90°)	a7	1.34 m
Internal turning radius (over tyres)	b13	2.96 m
External turning radius	Wa3	6.19 m
Ground clearance	m4	0.44 m
Ground clearance at centre of wheelbase	m2	0.44 m
Wheelbase	y	2.80 m
Performances		
Drive speed - stowed		4.80 km/h
Drive speed - raised		1 km/h
Gradeability		40 %
Permissible leveling		4 °
Wheels		
Tyres type		Solid Tyres Cured-On
Drive wheels (front / rear)		2 / 2
Steering wheels (front / rear)		2 / 0
Braking wheels (front / rear)		0 / 2
Engine/Battery		
Engine brand / model		Kubota - V1505.E3B
Engine norm		Stage IIIA
I.C. Engine power rating / Power (kW)		35 Hp / 26.20 kW
Miscellaneous		
Ground Pressure		18.20 daN/cm ²
Hydraulic Pressure		340 bar
Hydraulic tank capacity		94 l
Fuel tank		72 l
Vibration on hands/arms		< 0 m/s ²
Daily consumption **		7.72 l
Standards compliance		
This machine is in compliance with:		European directives: 2006/42/EC- Machinery (revised EN280:2013) - 2004/108/EC (EMC) - 2006/95/EC (Low voltage)

220 TJ-X - Load chart

Load Chart for AWP Metric



220 TJ-X - Dimensional drawing




Equipment

Standard

230V Predisposition
4 simultaneous movements
4 wheel drive
Audible alarm and illuminated indicator lamp (leveling, overload, lowering)
Backup electrical pump
Continuous turret rotation
Crab mode
Differential locking on rear axle
Easy Manager
Electronic platform compensation
Emergency stop button in platform and on frame
Engine mounted on sliding platform
Flashing Light
Front axle with limited slip
Fuel gauge with low level indicator
Fully galvanized basket with demountable floor
Hour meter
Integrated diagnostic assistance
Leveling unlocking
Management via engine speed bearing
Oscillating front axle
Proportional controls
Protective cover for control panel

Optional

110 or 230V plug with differential circuit breaker
Access control keypad for easy link
Air predisposition
Basket 1,800 mm
Battery cut-off
Beep upon travel
Biodegradable oil
Exhaust purifier
Extreme cold oil
Indicator light (when turret is over 90°)
Key lock on fuel tank
Onboard generator (3,5 or 5 kW)
Personalized paintwork
Remote control for transport
SMS : Safe Man System
Safety harness
Screen protection on the lower box control
Spark arrester
Working light



Siège Social

430 rue de l'Aubinière - 44150 Ancenis Cedex - France

Tel: +33(0)2 40 09 10 11 - Fax: +33 (0)2 40 09 10 97

www.manitou.com



This brochure describes versions and configuration options for Manitou products which may be fitted with different equipment. The equipment described in this brochure may be standard, optional or not available depending on version. Manitou reserves the right to change the specifications shown and described at any time and without prior warning. The manufacturer is not liable for the specifications given. For more information, contact your Manitou dealer. Non-contractual document. Product descriptions may differ from actual products. List of specifications is not comprehensive. The logos and visual identity of the company are the property of Manitou and may not be used without authorisation. All rights reserved. The photos and diagrams contained in this brochure are provided for information only.

MANITOU BF SA - Limited company with board of directors - Share capital: 39,668,399 euros - 857 802 508 RCS Nantes