



9027FE EXCAVATOR

BATTERY TYPE	Lithium Ion Phosphate
RATED STORAGE ENERGY	20.6 kWh
MOTOR RATED POWER	16.5 kW (22.13 hp)
OPERATING WEIGHT	2,680 kg (5,908 lbs)
BUCKET CAPACITY	0.08 m ³ (0.1yd ³)



B A T T E R Y E L E C T R I C V E H I C L E

TOUGH WORLD. TOUGH EQUIPMENT.



CHANGE FOR THE BETTER

LET'S TALK CHANGE

If you are reading this, then in all probability you are considering making the change to electric machines.

But how do you go about it? Who offers the best machines, support and advice? Who offers the best total cost of ownership? What kind of return on investment can you expect?

As a leader in electric machine and infrastructure technology, we believe we can guide you through every step of your change to electric.

WHY ELECTRIC?

Fully electric? Hybrid? Alternative fuel transmissions?

Making the change from diesel presents a number of options and LiuGong have fully evaluated all of the above and more before deciding on electric as the best option.


BETTER ECONOMY



1 electric unit can save



9L of fuel per day*



That equates to over **2,250L**

of fuel per year**, saving up to



7.2kg of carbon emissions.

*based on 4-6 hours at 1.5L/hour.
**based on 1,500 hours

BETTER SUSTAINABILITY

Electric technology reduces emissions by

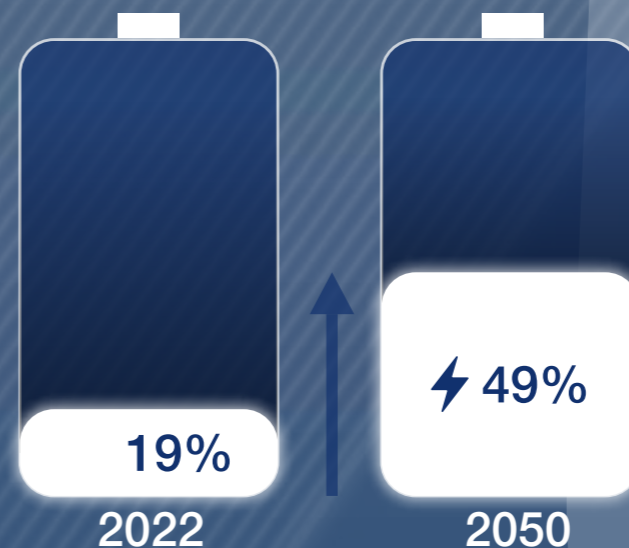
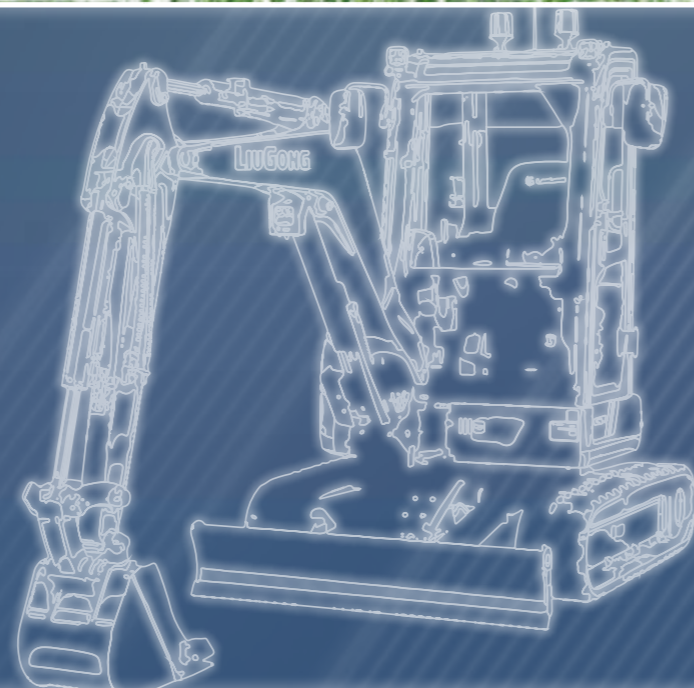
100%



WHY CHANGE NOW?

Our global priorities for energy are changing rapidly, with the adoption of electric power accelerating beyond all other sources. For our customers, changing to electric is a strategic change for the better.

At LiuGong, we can relate to this. We want to be a better global citizen and help make life better for everyone. This thinking has shaped our investment and transformation into a leader in electric capability.



Our energy priorities are changing fast.

Now is the time to change for the better. Together we can help reduce CO₂ emissions by over

50 MILLION TONS



LEADING IN BATTERY ELECTRIC VEHICLE TECHNOLOGY

WE OFFER A WORLD LEADING BEV RANGE

LiuGong were one of the first Chinese construction equipment manufacturers to identify the potential of battery electric vehicles in our industry.

In the last 8 years alone, we have invested over 100 million CNY in R&D and product development and testing.

As a leader in BEVs we are already developing one of the world's largest electrically powered construction equipment ranges.

Covering 9 product areas, from aerial access equipment to heavy-weight excavators and wheel loaders, we are changing the face of the industry.

ELECTRIC PRODUCT LINES



WHEEL LOADERS



EXCAVATORS



ROLLERS



MINING TRUCKS



SKID STEER LOADERS



FORK LIFTS



AERIAL ACCESS EQUIPMENT

2014
Start of EV technology development

2018
World's first EV loader and excavator built by LiuGong

December 2020
Launch of the first-generation EV loader and excavator

April 2021
EV loader won the Top 50 Innovation Gold Award 2021

March 2022
Top 50 New Energy Gold Award 2022

May 2022
Sales of EV wheel loader ranks first in the world

WE ARE A WORLD LEADER IN BEV DESIGN AND R&D

Our Design and R&D Teams are driven to produce the widest possible range of electric vehicles with the toughness, intelligence and performance you would expect from LiuGong.

Sharing our Red Dot award winning design DNA, our BEVs have already been awarded with Top 50 Innovation Gold Award in 2021 and Top 50 Energy Gold Award in 2022.



TRUST OUR EXPERIENCE TO HELP YOU CHANGE





NEW 9027FE

AN INTELLIGENT SOLUTION FOR A TOUGH WORLD

To justify the change to electric, BEVs must outperform conventional machines. Our new 9027FE is all the justification you need. It's a machine with proven performance in the areas you really care about.



POWER & BATTERY PERFORMANCE

Powered by a world-class SEM motor the 9027FE is proven to perform.

- Large capacity lithium iron phosphate battery
- Load sensing hydraulics
- Automatic shutdown function



PLUG & PLAY SIMPLICITY

We help you change to electric by offering a simple a plug-and-play solution, perfectly matched to deliver the optimum performance, economy and safety.

- BEV machine
- Charging infrastructure
- Health and safety training and support



INTELLIGENCE & CONTROL

Our intelligent, human centric design creates a superior operating experience.

- 5-inch touch screen display
- Intelligent battery management system
- Electronic proportional level
- Auxiliary flow and adjustable pressure



SAFETY & COMFORT

Designed around the operator, our cab provides the highest levels of safety, visibility and comfort.

- 48V System voltage
- Adjustable seat and armrest heights
- Micro-pressurized cab significantly reduces dust and noise and vibration



ENVIRONMENTALLY FRIENDLY

Heavyweight performance with environmental responsibility.

- Zero fuel
- Zero emissions
- Lower noise & vibrations



LOW MAINTENANCE

- Maintenance-free motor
- Maintenance-free battery
- Long life hydraulic oil

CHANGE FOR A SAFER SOLUTION



ENVIRONMENTALLY FRIENDLY

Changing to electric brings you the obvious benefits of zero emissions and zero diesel costs, but our new design for the 9027FE goes even further.

'Silent' is a bold claim, but noise performance tests prove that internal and external noise and vibrations are negligible, compared with traditional machines. Zero noise is our aim, and the new 9027FE comes within a whisper of achieving that.



SAFETY WITHOUT COMPROMISE

Electricity can be dangerous, but we have gone further to keep the operator and the jobsite safer.

Our lithium iron phosphate battery has been tested to the extreme, passing rigorous safety, reliability, impact and water and fire resistance tests with ease. With a neat, zero tail swing and boom swing design, the 9027FE can work in the tightest places without causing accidents to man or machine.





CHANGE FOR INTELLIGENT PERFORMANCE



MAKING THE MOST OF EVERY CHARGE

For BEVs, fuel consumption may no longer be an issue, but energy efficiency is still a top priority for LiuGong. Our machines are required to work in the toughest, most remote locations, so it's essential that they use their battery power intelligently. Our smart approach differentiates our BEVs and makes the most of every charge.



up to **4 HOURS** of working in normal applications



SMART DIAGNOSTICS

The 9027FE benefits from LiuGong's industry leading power management system (BMS) which delivers 20Kwh power for up to 4 hours between charges. With precise power distribution, self diagnosis and self monitoring this intelligent system is designed for performance. With safety and uptime in mind the 9027FE also benefits from Self-shutoff and rapid fault diagnosis.



MULTI-TOOL CAPABILITY AND CONTROL

With two sets of auxiliary pipelines, quick change pipelines with adjustable flow, and an optional electric proportional control function, we've made operational control and multi-tool attachment capability second-to-none. Hydraulic hammers, shears, tiltable buckets, tiltable rotary heads, hydraulic grabs, hydraulic breakers and a wide range of attachments can be connected, controlled and swapped with ease, speed and efficiency.



EVEN BETTER BATTERY PERFORMANCE

Batteries deliver their best performance when operating at temperatures of between 15 and 45°C. Our battery pack uses LiuGong's Intelligent Temperature Management System to keep the working temperature at its optimum. In fact, most batteries reach their limit in extreme temperatures like -20 °C and up to 60 °C, but LiuGong's technology continues to perform normally, no matter how extreme the climate.



FULL TORQUE, BETTER EFFICIENCY

How do you get the maximum power with minimum energy? Our highly efficient synchronous reluctance motor is the answer. This low-speed, high-torque motor perfectly complements our load sensing hydraulics and intelligent electronic control system. Together, they ensure that the 9027FE always operates in the highest-efficiency range of ≥95%.





CHANGE FOR 'PLUG & PLAY' SIMPLICITY



PLUG & PLAY SIMPLICITY







We help you change to electric by offering a simple plug-and-play solution, perfectly matched to deliver the optimum performance, economy and safety.



up to
1.5 HOURS
using 400V D/C power charging solution



up to
7 HOURS
on slow charging capability using A/C power

POWER FORM	INPUT VOLTAGE	INPUT CURRENT	GRID INTERFACE	CHARGING EQUIPMENT	(10 to 100%) CHARGING TIME
AC	230	13	 BRITISH HOME		8
		16	 EUROPEAN HOUSEHOLD		7
			 INDUSTRIAL SOCKET		
DC	400	32	 INDUSTRIAL SOCKET		1.5





CHANGE FOR A BETTER ENVIRONMENT



WELCOME TO FIRST CLASS

Climb into the cab and you know you've entered an environment that has been designed with your comfort, ease and safety in mind.



EVERYTHING AT HAND

From the spacious storage, cupholder, entertainment system and USB connectivity, to the 5-inch touch screen LCD display, everything is on hand to enhance your operating experience.



QUIET LUXURY

The cab is 4dB quieter than conventional diesel models and the premium, fully adjustable suspension seat, supports and delivers a smoother, softer ride even in the toughest terrain.



BUILT AROUND YOU

We know that a comfort and productivity go hand-in-hand, so we've designed our cab to match your needs exactly.





CHANGE FOR BETTER RETURN ON INVESTMENT

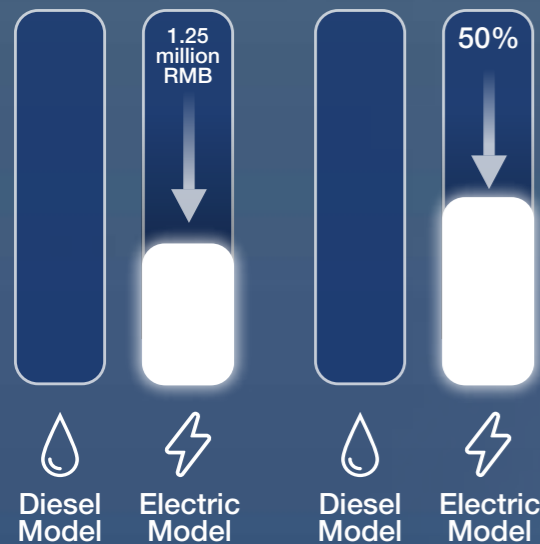


DIESEL VS ELECTRIC?

This is the big question. In a straight cost-per-ton comparison, changing to electric makes sense on the jobsite and on the balance sheet. Diesel wheel loaders use 1 litre of oil, while electric wheel loaders use only 3.4 kWh of electricity.

LOW TOTAL COST OF OWNERSHIP

- Permanent magnet synchronous motor
- Maintenance-free battery



RECHARGES WHILE YOU WORK

It would be impossible for a conventional machine to create its own diesel, but LiuGong's intelligent energy recovery system actually charges the battery as you work. This smart technology saves up to 20% of energy and keeps you working longer between charges.



SLASHES OPERATIONAL & MAINTENANCE COSTS

Not guesswork – but cold, hard facts, gleaned from over 500 customer job sites. Our detailed analysis proves that our electric machines reduce 5-year operational costs by up to 70% and maintenance costs by up to 50%.

Add to this LiuGong's 5 year, 10,000 working hours warranty and the New 9027FE promises exceptional return on investment.



USE OUR SMART APP

You can calculate your total cost of ownership in an instant with our smart app. Try it now. It could change your mind for the better.



SPECIFICATIONS

Operating weight	
with cab	2,680 kg (5,908 lbs)
Operating weight includes lubricants, cab, standard Shoes, boom, arm, bucket and operator 75 kg (165 lbs).	
Bucket capacity	0.08 m ³ (0.1 yd ³)

POWER	
Motor type	Synchronous reluctance
Rate voltage	31.5 V
Insulation class	F
Motor rated power	16.5 kW (22.1 hp)
Rated torque	64 N·m (47.2 lbf·ft) @ 2,200 rpm
Peak torque	112 N·m (82.6 lbf·ft) @ 2,000 rpm
Operating mode	Std: 2,600 rpm Eco: 2,000 rpm
Max. speed	6,000 rpm
Min. speed	1,200 rpm
Cooling mode	Natural cooling
IP level	IP55

SWING SYSTEM	
Description	
Planetary gear reduction driven by high torque axial piston motor, with oil disk brake. Swing parking brake resets within five seconds after swing pilot controls return to neutral.	
Swing speed	9.5 rpm
Swing torque	4,600 N·m (3,393 lbf·ft)

BATTERY	
Battery type	Lithium-ion(LiFePO ₄)
Battery voltage	44.8 V
Battery capacity	20.6 kWh 460 Ah
IP level	IP67
Battery thermal management	Heating: heating film Cooling: natural cooling
Indicative runtime (depending on application)	2~5 h
Standard charging time	≤6 h
Fast charging time	≤1.5 h

HYDRAULIC SYSTEM	
Main pump	
Type	Load-sensing variable pump
Maximum flow	72.8 L/min (21 gal/min)
Relief valve setting Maximum pressure	
Working device circuit	21.6 MPa (3,133 psi)
Travel circuit	21.6 MPa (3,133 psi)
Slew circuit	18.6 MPa (2,698 psi)
Pilot circuit	3.5-3.9 MPa (508-566 psi)

Hydraulic cylinders	
Boom cylinder – bore x rod diameter x stroke	φ70×φ40×510 mm (φ2.76×φ1.57×20.08 in)
Arm cylinder – bore x rod diameter x stroke	φ70 xφ40×482 mm (φ2.76×φ1.57×18.98 in)
Bucket cylinder – bore x rod diameter x stroke	φ65×φ40×382 mm (φ2.56×φ1.57×15.04 in)
Deflection cylinder - bore x rod diameter x stroke	φ65×φ40×382 mm (φ2.56×φ1.38×16.54 in)
Bulldozer cylinder - bore x rod diameter x stroke	φ90×φ45×126 mm (φ3.54×φ1.77×4.96 in)

DRIVE AND BRAKES	
Description	
Steering controlled by two hand levers with pedals.	
Max. travel speed	High: 4.5 km/h (2.8 mph) Low: 2.7 km/h (1.7 mph)
Gradeability	30°
Max. drawbar pull	24.6 kN (5,530 lbf)

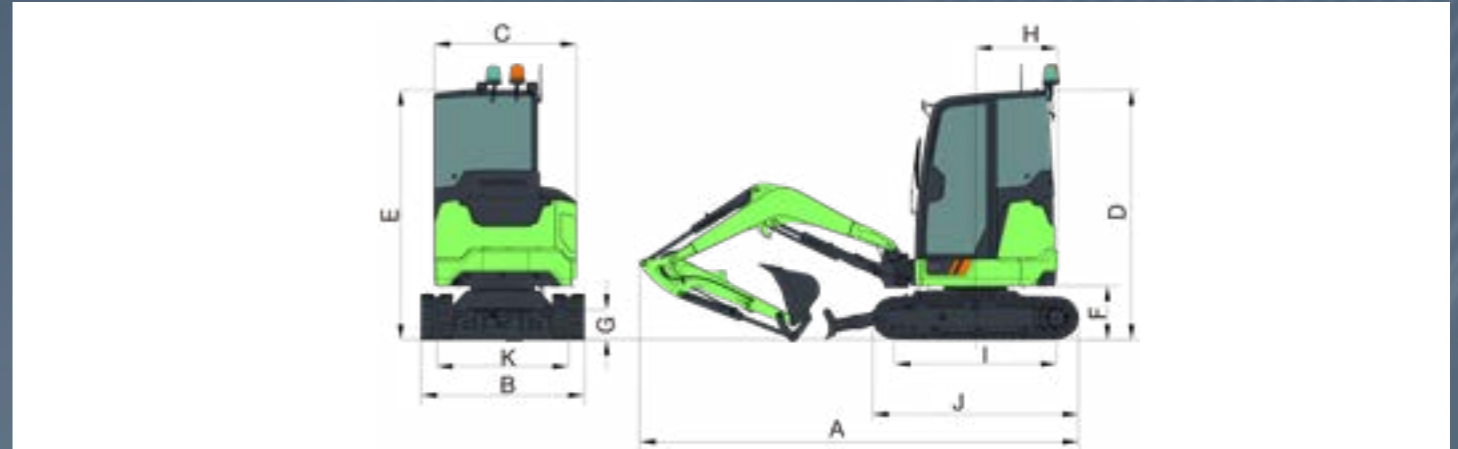
UNDERCARRIAGE	
Track shoe each side	41 mm (1.6" metal) / 80 mm (3.2" rubber)
Link pitch	101.6 mm (4" metal) / 52.5 mm (2.1" rubber)
Shoe width, triple grouser	300 mm (12")
Bottom rollers each side	3
Top rollers each side	1

ELECTRIC SYSTEM	
System voltage	12 V
Battery	12 V 45 Ah
DC power	1,800 W
Standard charging power	3,300 W
Fast charging power	15,300 W


AIR CONDITIONING SYSTEM	
Heating capacity	1,200 W
Heating and air supply volume	170 m ³ /h
Voltage	12 V.DC
Total power consumption	1,500 W

SERVICE CAPACITIES	
Washer	1.8 L (0.5 gal)
Hydraulic reservoir	26 L (6.9 gal)
Hydraulic system total	40 L (10.6 gal)

SOUND PERFORMANCE	
Interior sound level (ISO 6396)	75 dB(A)
Exterior sound level (ISO 6395)	85 dB(A)



DIMENSIONS		
Boom		2,080 mm (6'10")
Arm Options	1,300 mm (4'3")	1,150 mm (3'9")
A Shipping Length		4,160 mm (13'8")
B Shipping Height - Top of Boom		2,450 mm (8'0")
C Track Gauge		1,250 mm (2'6")
D Undercarriage Width - 300 mm Shoes		1,550 mm (3'3")
E Length to Center of Rollers		1,540 mm (5'1")
F Track Length		1,953 mm (6'5")
G Track Shoe Width		300 mm (12")
H Tail Swing Radius		775 mm (2'7")
I Counterweight Ground Clearance		530 mm (1'9")
J Overall Height of Cab		2,450 mm (5'4")
K Min. Ground Clearance		295 mm (12")
Overall Width of Upper Structure		1,350 mm (4'5")
Distance Between The Working Device And Swing Center--Right		694 mm (2'3")
Distance Between The Working Device And Swing Center--Left		498 mm (1'8")
Maximum Boom Swing Angle to the Right		54.5°
Maximum Boom Swing Angle to the Left		74°




BOOM DIMENSIONS	
Boom	2,080 mm (6'10")
Length	2,160 mm (7'1")
Height	730 mm (2'5")
Width	262 mm (10")
Weight	137.8 kg (304 lbs)
Includes cylinder, piping and pin, excludes boom cylinder pin.	

ARM DIMENSIONS		
Arm	1,300 mm (4'3")	1,150 mm (3'9")
Length	1,603 mm (5'3")	1,453 mm (4'9")
Height	352 mm (1'2")	352 mm (1'2")
Width	132 mm (5")	132 mm (5")
Weight	64 kg (141 lbs)	55 kg (121 lbs)
Includes cylinder, linkage and pin.		

LiuGong standard and optional equipment may vary from region to region. Please consult your LiuGong dealer for information specific to your area.

LiuGong standard and optional equipment may vary from region to region. Please consult your LiuGong dealer for information specific to your area.



WORKING RANGE		
Boom	2,080 mm (6'10")	
Arm Options	1,300 mm (4'3")	1,150 mm (3'9")
A. Max. Digging Reach	4,757 mm (15'7")	4,612 mm (15'2")
B. Max. Digging Reach on Ground	4,648 mm (15'3")	4,500 mm (14'9")
C. Max. Digging Depth	2,857 mm (9'4")	2,685 mm (8'10")
D. Max. Vertical Wall Digging Depth	2,312 mm (7'7")	2,312 mm (7'7")
E. Max. Cutting Height	4,365 mm (14'3")	4,264 mm (13'12")
F. Max. Dumping Height	3,067 mm (10'1")	2,974 mm (9'9")
G. Min. Front Swing Radius	1,965 mm (6'5")	1,886 mm (6'2")
Max. Digging Depth, 2.44 m (8') Level	2,386 mm (7'10")	2,339 mm (7'8")
Lift above Ground	350 mm (1'2")	
Depth below Ground	400 mm (1'4")	
Bucket Digging Force (ISO)	20 kN (4,496 lbf)	
Arm Digging Force (ISO)	12 kN (2,698 lbf)	
Bucket Capacity	0.08 m ³ (0.11 yd ³)	
Bucket Tip Radius	662 mm (2'2")	

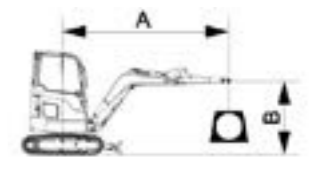
Lifting capacity at the arm end without bucket. For lifting capacity including bucket, weight of the bucket or the bucket with quick coupler must be deducted from the lifting capacities. Lifting capacities are based on the machine standing on a firm, uniform supporting surface.



- Do not attempt to lift or hold any load that is greater than these rated values at their specified load radius and height. Weight of all accessories must be deducted from the above lifting capacities.
- The rated loads are in compliance with ISO 10567 Hydraulic Excavator Lift Capacity Rating Standard. They do not exceed 87% of hydraulic lifting capacity or 75% tipping load.
- Ratings at bucket lift hook.
- Lifting capacities are based on machine standing on level, firm and uniform ground.
- *Indicates the load is limited by hydraulic capacity rather than tipping capacity.
- Operator should be fully acquainted with the Operator's and Maintenance Instructions before operating this machine and rules for the safe operation of equipment should be adhered to at all times.

LIFTING CAPACITY (METRIC)

9027FE with 300 mm Shoes, 2,080 mm Boom, 1,300 mm Arm	Conditions
A: Reach from swing center B: Bucket hook height C: Lifting capacity Cf: Rating over front Cs: Rating over side	Boom length: 2,080 mm Arm length: 1,300 mm Shoes: 300 mm Bucket: None Unit: kg



A (Blade Up)												
B (m)	2.0 m		2.5 m		3.0 m		3.5 m		MAX REACH			
	Cf	Cs	Cf	Cs	Cf	Cs	Cf	Cs	Cf	Cs	A (m)	
2.0 m	kg				*460	*470	456	362	430	350	3.9	
1.0 m	kg	1,026	777	724	562	553	433	442	348	351	277	4.1
Ground Level	kg	1,020	860	690	529	570	480	460	390	380	320	4.0
-1.0 m	kg	977	732	685	525	526	408			433	339	3.5

A (Blade Down)												
B (m)	2.0 m		2.5 m		3.0 m		3.5 m		MAX REACH			
	Cf	Cs	Cf	Cs	Cf	Cs	Cf	Cs	Cf	Cs	A (m)	
2.0 m	kg				*460	*470	*569	*362	*480	350	3.9	
1.0 m	kg	*1,382	777	*951	562	*761	433	*657	348	*584	277	4.1
Ground Level	kg	*1,270	900	*1,150	529	*690	480	*520	400	*520	320	4.0
-1.0 m	kg	*1,436	732	*1,061	525	*817	408			*619	339	3.5

MACHINE WEIGHTS & GROUND PRESSURE

Shoe width	Shoe type	Operating weight	Ground pressure	Overall width
		2,080 mm (6'10"), 1,300 mm (4'3") arm, 0.08 m ³ (0.1 yd ³) bucket, 200 kg (441 lbs) counterweight		
300 mm (12")	Rubber	2,750 kg (6,063 lbs)	26.4 kPa (3.8 psi)	1,550 mm (5'1")
	Metal	2,860 kg (6,305 lbs)	27.5 kPa (4.0 psi)	1,550 mm (5'1")

BUCKET SELECTION GUIDE

Bucket Type	Capacity	Cutting Width	Weight	Teeth pcs	2,080 mm (6'10") Boom 1,300 mm (4'3") Arm
General Purpose	0.08 m ³ (0.1 yd ³)	567 mm (1'10")	61 kg (134 lbs)	4	A/B
	0.09 m ³ (0.12 yd ³)	1,000 mm (3'3")	65 kg (143 lbs)	0	A
	0.05 m ³ (0.07 yd ³)	400 mm (1'4")	45 kg (99 lbs)	3	B
	0.02 m ³ (0.03 yd ³)	234 mm (9")	39 kg (86 lbs)	2	B

The recommendations are given as a guide only, based on typical operation conditions. Bucket capacity based on ISO 7451, heaped material with a 1: 1 angle of repose.

Maximum material density:
 A. 1,200-1,300 kg/m³ (2,023-2,191 lbs/yd³) : Coal, Caliche, Shale
 B. 1,400-1,600 kg/m³ (2,360-2,697 lbs/yd³) : Wet earth and clay, limestone, sandstone
 C. 1,700-1,800 kg/m³ (2,865-3,034 lbs/yd³) : Granite, wet sand, well blasted rock
 D. 1,900 kg/m³ (3,203 lbs/yd³) : Wet mud, Iron ore
 NA. Not applicable



Lifting capacity at the arm end without bucket.
For lifting capacity including bucket, weight of the bucket or the bucket with quick coupler must be deducted from the lifting capacities.
Lifting capacities are based on the machine standing on a firm, uniform supporting surface.



Rating over-front (Cf)



Rating over-side (Cs)

- Do not attempt to lift or hold any load that is greater than these rated values at their specified load radius and height. Weight of all accessories must be deducted from the above lifting capacities.
- The rated loads are in compliance with ISO 10567 Hydraulic Excavator Lift Capacity Rating Standard. They do not exceed 87% of hydraulic lifting capacity or 75% tipping load.
- Ratings at bucket lift hook.
- Lifting capacities are based on machine standing on level, firm and uniform ground.
- *Indicates the load is limited by hydraulic capacity rather than tipping capacity.
- Operator should be fully acquainted with the Operator's and Maintenance Instructions before operating this machine and rules for the safe operation of equipment should be adhered to at all times.

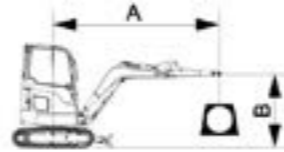
LIFTING CAPACITY (IMPERIAL)

9027FE with 12" Shoes, 6'10" Boom, 4'3" Arm

A: Reach from swing center
B: Bucket hook height
C: Lifting capacity
Cf: Rating over front
Cs: Rating over side

Conditions

Boom length: 6'10"
Arm length: 4'3"
Shoes: 12"
Bucket: None
Unit: lbs



B (ft)		A (Blade Up)										
		6.6 ft		8.2 ft		9.8 ft		11.5 ft		MAX REACH		
		Cf	Cs	Cf	Cs	Cf	Cs	Cf	Cs	Cf	Cs	A (ft)
6.6	lbs	-	-	-	-	*1,012	*1,034	1,003	796	946	770	12.8
3.3	lbs	2,257	1,709	1,593	1,236	1,217	953	972	766	772	609	13.4
Ground Level	lbs	2,244	1,892	1,518	1,164	1,254	1,056	1,012	858	836	704	13.0
-3.3	lbs	2,149	1,610	1,507	1,155	1,157	898	-	-	953	746	11.4

B (ft)		A (Blade Down)										
		6.6 ft		8.2 ft		9.8 ft		11.5 ft		MAX REACH		
		Cf	Cs	Cf	Cs	Cf	Cs	Cf	Cs	Cf	Cs	A (ft)
6.6	lbs	-	-	-	-	*1,012	*1,034	*1,252	*796	*1,056	770	12.8
3.3	lbs	*3,040	1,709	*2,092	1,236	*1,674	953	*1,445	766	*1,285	609	13.4
Ground Level	lbs	*2,794	1,980	*2,530	1,164	*1,518	1,056	*1,144	880	*1,144	704	13.0
-3.3	lbs	*3,159	1,610	*2,334	1,155	*1,797	898	-	-	*1,362	746	11.4

STANDARD EQUIPMENT

BATTERY

- Lithium iron Phosphate battery, High energy density
- Battery preheating function
- Battery natural cooling
- Maintenance-free 48 V battery-fixed for anti-theft protection

MOTOR

- High performance original imported synchronous reluctance motor
- Naturally cooled motor
- Intelligent protection function
- Automatic idle function

CHARGE

- On-board charger with Type 2 socket
- Standard charger cable (E/F-TYPE-16A)
- Quick charging interface (REMA320 high protection class)
- Electronic lock: standard charging anti-theft feature
- Charging protection function

ELECTRICAL SYSTEM

- 5-inch touch screen display
- Integrated power distribution module
- Cab heating

- Fresh air exchange with the function of external circulation
- Electric horn
- Safety start protection (pilot switch)
- Negative switch
- 12 V power interface (with cover)
- Data diagnosis interface
- Self-diagnosable system
- One maintenance-free battery
- Safety box
- Integrated control panel
- Emergency stop switch

HYDRAULIC SYSTEM

- Pilot accumulator
- Hydraulic test port: main pump
- Blade cylinder guard
- Straight travel function
- Integrated shift lever with high speed and creep speed
- Dozer blade with float function

OPERATOR STATION

- Enclosed cabin with TOPS (ISO 12117) & ROPS (ISO 3471)
- General seat with 2-inch red retractable seatbelt
- Suspension seat with 3-inch black non-retractable seatbelt

- Front upper windshield: upturnable
- AM/FM Radio with MP3 audio jack
- Washable floor mat
- Manual heater
- Defroster
- Fresh air ventilation
- View mirror on left side of cabin

DIGGING EQUIPMENT

- Boom swing
- Boom swing position limit
- 1,300 mm (4'3") arm
- Counterweight 320 kg (705 lbs)

UNDERCARRIAGE

- Rubber shoes 300 mm (12")

ATTACHMENTS

- 0.08 m³ (0.1 yd³) bucket, 555 mm (1'10")

OPTIONAL EQUIPMENT

CHARGE

- Fast charger
- Standard charger cable with 3 plugs (domestic-white, CEE 16A 1 phase-blue, and CEE 32A 3 phase-red)

ELECTRICAL SYSTEM

- Working lights, on left and right side of cabin
- Working lights, on cab, front 4 and rear 2
- Working lights, on cab, long LED
- Seatbelt connect with warning beacon, along with mechanical suspension seat, cabin
- Rotating beacon
- Travel alarm

HYDRAULIC SYSTEM

- Load holding valve on boom cylinder
- Load holding valve on arm cylinder
- Load holding valve on dozer blade cylinder
- Quick coupler lines, high pressure, low flow, with quick-coupler warning
- Dual way auxiliary lines with foot pedal control
- Dual way auxiliary lines with proportional joystick control

- Attachment rotation lines-rotation flow adjustment
- Travel pedal
- BHL-SAE pattern change (US only)
- Two speed auto shift travel

OPERATOR STATION

- Removable front cab guard
- Removable lower-front guard screen
- Mechanical suspension seat, 2-inch retractable belt (only for cabin)
- Fire extinguisher
- View mirror on right side of cabin
- Travel pedal
- General seat with 2-inch red retractable seatbelt

DIGGING EQUIPMENT

- 1,150 mm (3'9") arm

UPPER STRUCTURE

- Cover plates under swing platform

UNDERCARRIAGE

- 300 mm (12") steel shoes

- 300 mm (12") steel shoes with rubber pads
- 300 mm (12") rubber crawler pads

ATTACHMENTS

- Bucket 235 mm (9")
- Bucket 1,000 mm (3'3")
- Hydraulic thumbs: 555 mm (1'10") width bucket, 265 mm (10") width thumb (US only)
- Bucket 400 mm (1'4"), 0.05 m³ (0.07 yd³)
- Hydraulic thumbs: 400 mm (1'4") width bucket, 195 mm (8") width thumb (US only)
- Hammer

LiuGong standard and optional equipment may vary from region to region. Please consult your LiuGong dealer for information specific to your area.

Guangxi Liugong Machinery Co., Ltd.

No. 1 Liutai Road, Liuzhou, Guangxi 545007, PR China
T: +86 772 3886124 E: overseas@liugong.com
www.liugong.com

LG-PB-9027FE-NA-24P-A4-022023-ENG



The Liugong series of logos herein, including but not limited to word marks, device marks, letter of alphabet marks and combination marks, as the registered trademarks of Guangxi Liugong Group Co., Ltd. are used by Guangxi Liugong Machinery Co., Ltd. with legal permission, and shall not be used without permission. Specifications and designs are subject to change without notice. Illustrations and pictures may include optional equipment and may not include all standard equipment. Equipment and options varies by regional availability.