

TELESCOPIC BOOM LIFT

SPT20AC

Compliant with CE standards



- Intelligent digital equipment management system with visual human-machine interaction system for improved efficiency and intelligence
- Precise control of boom lift and extension that minimizes platform oscillation, and turning is optimized for smoother traveling
- Fully proportional valve group and controls for more precise movements
- Efficient poprietary boom descent technology with zero energy consumption
- IP67 rated electrical parts, for exceptional durability
- 90+% common parts with the Sany boom product family, for easier maintenance and parts availability
- 360° continuous rotation for ease of operation

Elevates in tight spaces

Tight turning radius

High stability coefficient

Long component life

Three capacity zones

Low TCO

Large capacity

High performance

Stable operation

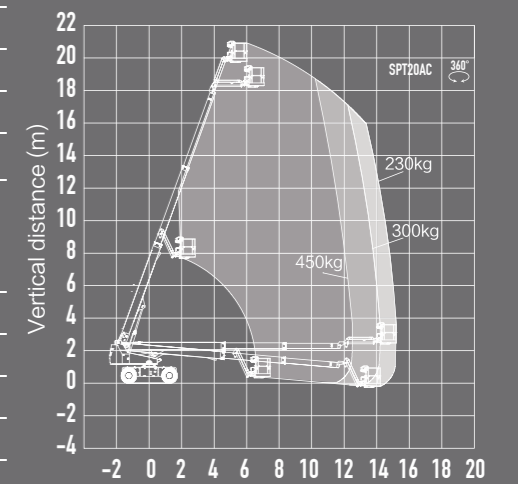
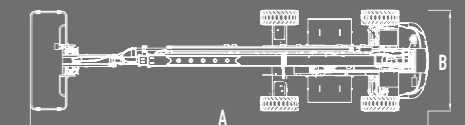
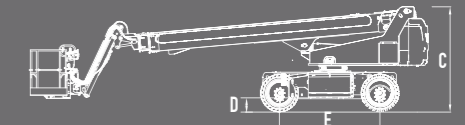


TELESCOPIC BOOM LIFT

SPT20AC

Compliant with CE standards

Model	SPT20AC(SPT66AC)	
	Metric	Imperial
Dimensions		
Platform height max.	19.8m	65ft
Working height max.	21.8m	71ft6in
Horizontal outreach max.	15.2m	49ft10in
A-Length (stowed)	9.90m	32ft6in
B-Width (stowed)	2.49m	8ft2in
C-Height (stowed)	2.57m	8ft5in
Platform dimension(L × W)	2.44m × 0.91m	8ft × 3ft
D-Ground clearance	0.28m	11in
E-Wheelbase	2.50m	8ft2in
Lift capacity (Unrestricted/Restricted/Restricted)	230kg/300kg/450kg	507lb/662lb/992lb
Turntable tail swing	1.45m	4ft9in
Jib rotation	+70° / -65°	
Turntable rotation	360° Continuous	
Platform rotation	180°	
Performance		
Platform occupancy max. (Unrestricted/Restricted/Restricted)	2 Persons and tools 2 Persons and tools 3 Persons and tools	
Tilt sensor activation	X-5° / Y-5°	
Turning radius max.(inside/outside)	4.6m/7.5m	15ft1in/24ft7in
Gradeability	45%	
Drive speed-stowed	0-5.5km/h	0-3.4mph
Drive speed-raised	0-0.8km/h	0-0.5mph
Power		
Drive × Steer	4WD × 2WS	
Battery	76.8V/320Ah (Lithium battery)	
Charger (input)	100-240V AC	
Others		
Weight	10150kg	22377lb



SPT20AC Work Envelope

◆ All products of the Sany aerial work platform series comply with CE standards

This printed matter is not part of the contract and does not constitute a component of the vehicle purchase contract. Due to continuous product improvement, we reserve the right to change product models, specifications, and configurations without prior notice. The pictures are for reference only, and the actual product shall prevail. The products in the pictures may have non-standard configurations, and some components may need to be purchased separately. (Within the scopes permitted by law, Sany has the final interpretation right) Copyright version on 2025 April

SANY AERIAL WORK EQUIPMENT Co., Ltd

Address: No. 18-688, Industrial Road, Gaoxin District, Wuxing District, Huzhou, Zhejiang Province

Postal code: 313002

Hotline: 400-8878-318

Website: www.sanyglobal.com

Copyright version on 2025 April