




SCISSOR LIFT HA SERIES



SPS0608MHA/SPS0808HA/SPS1012HA/SPS1212HA

Compliant with CE standards

Model	SPS0608MHA(SPS1932MHA)		SPS0808HA(SPS2632HA)		SPS1012HA(SPS3246HA)		SPS1212HA(SPS4046HA)	
	Metric	Imperial	Metric	Imperial	Metric	Imperial	Metric	Imperial
Dimensions								
Working height max.	8.00m	26ft3in	10.00m	32ft10in	12.00m	39ft5in	14.00m	45ft11in
A-Platform height max.	6.00m	19ft8in	8.00m	26ft3in	10.00m	32ft10in	12.00m	39ft5in
B/C-Length machine - with/without ladder	1.88m /1.71m	6ft2in /5ft7in	2.49m /2.27m	8ft2in /7ft5in	2.48m /2.27m	8ft2in /7ft5in	2.48m /2.27m	8ft2in /7ft5in
D-Width	0.81m	2ft8in	0.83m	2ft9in	1.18m	3ft10in	1.18m	3ft10in
E-Machine height	2.15m	7ft	2.38m	7ft10in	2.51m	8ft3in	2.64m	8ft8in
Machine height - rails folded	1.83m	6ft	1.89m	6ft2in	1.83m	6ft	1.96m	6ft5in
F-Platform length-outside	0.90m	2ft11in	0.90m	2ft11in	0.90m	2ft11in	0.90m	2ft11in
G-Wheelbase	1.38m	4ft6in	1.87m	6ft1in	1.87m	6ft1in	1.87m	6ft1in
H/I-Ground clearance-pothole guards retracted/deployed	70mm /16mm	3in/0.6in	100mm /20mm	4in/0.7in	110mm /19mm	4in/0.7in	110mm /19mm	4in/0.7in
Platform dimension (L × W × H)	1.71m × 0.74m × 1.12m	5ft7in × 2ft5in × 3ft8in	2.27m × 0.81m × 1.25m	7ft5in × 2ft8in × 4ft1in	2.27m × 1.12m × 1.12m	7ft5in × 3ft8in × 3ft8in	2.27m × 1.12m × 1.12m	7ft5in × 3ft8in × 3ft8in
Performance								
Max. platform occupancy (in/out)	2/1		2/0		2/1		2/0	
Lift capacity	230kg	507lb	250kg	550lb	350kg	770lb	350kg	770lb
Lift capacity-extension deck extended	120kg	265lb	120kg	265lb	120kg	265lb	120kg	265lb
Drive speed -stowed/raised	3.5/0.8 (km/h)	2.2/0.5 (mph)	3.5/0.8 (km/h)	2.2/0.5 (mph)	3.5/0.8 (km/h)	2.2/0.5 (mph)	3.5/0.8 (km/h)	2.2/0.5 (mph)
Turning radius -inside/outside	0.4m /1.7m	1ft4in /5ft7in	0.6m /2.5m	1ft11in /8ft2in	0.4m /2.4m	1ft4in /7ft10in	0.4m /2.4m	1ft4in /7ft10in
Lifting motor	3.5kw		3.5kw		3.5kw		3.5kw	
Gradeability-stowed	25%		25%		25%		25%	
Tilt sensor activation (side to side /front to back)	1.5° /3°		1.5° /3°		1.5° /3°		1.5° /3°	
Tires -solid non-marking	Ø323mm × 100mm	12.7in × 4in	Ø381mm × 127mm	15in × 5in	Ø381mm × 127mm	15in × 5in	Ø381mm × 127mm	15in × 5in
Power								
Battery	4 × 6V/220Ah		4 × 6V/220Ah		4 × 6V/260Ah		4 × 6V/260Ah	
Charger (input)	AC100~240V		AC100~240V		AC100~240V		AC100~240V	
Drive motor	Hydraulic		Hydraulic		Hydraulic		Hydraulic	
Others								
Weight	1550kg	3417lb	2150kg	4740lb	2750kg	6063lb	2900kg	6393lb
Forklift pocket	Backward forklift hole		Backward, lateral		Backward, lateral		Backward, lateral	



SANY AERIAL WORK EQUIPMENT Co., Ltd

Address: No. 18-688, Industrial Road, Gaoxin District, Wuxing District, Huzhou, Zhejiang Province

Postal code: 313002

Hotline: 400-8878-318

Website: www.sanyglobal.com

Copyright version on 2024 January