

**STOCKY™**

# PALLET TRUCKS





## PALLET TRUCK SERIES

### HAND PALLET TRUCK



#### Pallet truck with ergonomic design

- Ergonomic handle for optimum control.
- Reinforced fork tips for strength & durability.
- Durable hydraulic pump for maneuverability.
- Polyurethane wheels for longer lifespan & reliability.
- Epoxy powder coating to resist corrosion & chips.

#### Pallet Truck - Standard | Standard Narrow



#S02-HPT-30SE/PU



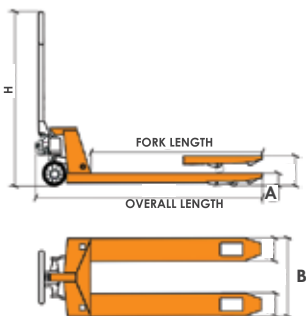
#S02-HPT-30SE/N



NYLON WHEELS



#S02-HPT-50



CODE	#S02-HPT-30SE/PU	#S02-HPT-30NR/PU	#S02-HPT-30SE/N	#S02-HPT-30NR/N	#S02-HPT-50
LOADING CAPACITY	3 TON	3 TON	3 TON	3 TON	5 TON
OVERALL LENGTH	1220 mm	1150 mm	1220 mm	1150 mm	1220 mm
OVERALL WIDTH - B	685 mm	550 mm	685 mm	550 mm	685 mm
FORK HEIGHT LOWERED - A	85 mm	85 mm	85 mm	85 mm	85 mm
STEERING WHEEL	PU	PU	NYLON	NYLON	NYLON
LOAD WHEEL	PU (Single)	PU (Single)	NYLON (Double)	NYLON (Double)	NYLON (Double)
FORK TYPE	STANDARD	NARROW	STANDARD	NARROW	STANDARD



# PALLET TRUCK SERIES

## HAND PALLET TRUCK



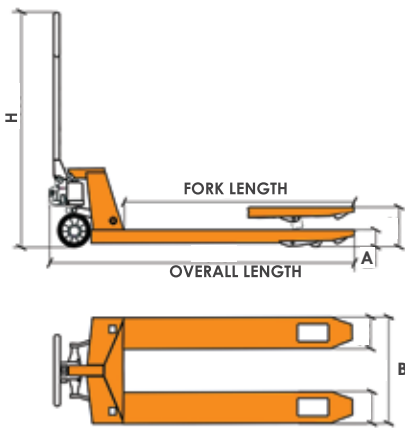
### Pallet Truck - Low Profile | Long Profile



#S02-HPT-30SEL/PU



#S02-HPT-30SEL/N



#S02-HPT-30SELL/N

CODE	#S02-HPT-30SEL/PU	#S02-HPT-30NRL/PU	#S02-HPT-30SEL/N	#S02-HPT-30NRL/N	#S02-HPT-30SELL/N	#S02-HPT-30SESL/N
LOADING CAPACITY	3 TON	3 TON	3 TON	3 TON	3 TON	3 TON
OVERALL LENGTH	1220 mm	1150 mm	1220 mm	1150 mm	1800 mm	2000 mm
OVERALL WIDTH - B	685 mm	550 mm	685 mm	550 mm	685 mm	685 mm
FORK HEIGHT LOWERED - A	65 mm	65 mm	65 mm	65 mm	85 mm	85 mm
STEERING WHEEL	PU	PU	NYLON	NYLON	NYLON	NYLON
LOAD WHEEL	PU (Double)	PU (Double)	NYLON (Double)	NYLON (Double)	NYLON (Double)	NYLON (Double)
FORK TYPE	STANDARD	NARROW	STANDARD	NARROW	STANDARD	STANDARD



## PALLET TRUCK SERIES

### HAND PALLET TRUCK - STAINLESS STEEL



#### Stainless Steel Pallet truck with ergonomic design

- Ergonomic handle for optimum control.
- Reinforced fork tips for strength & durability.
- Durable hydraulic pump for maneuverability.
- Polyurethane wheels for longer lifespan & reliability.
- Stainless Steel body parts to resist corrosive substances and chemical.
- Widely used to carry beverages, wines, chemicals, meat and marine products.

#### Pallet Truck - Standard | Narrow Short



##### Ergonomic Handle

Has neutral setting for easy usage. Handle would return to its original position when being released.



##### Single Pump

The cast press, one-piece pump controls jostling and a chrome-plated cylinder for longer pump life.



##### PU Wheels

Rolling-resistance PU for smooth execution and taking care of. Roller framework gives trouble-free bed section and exit.



##### Stainless Steel

Made of stainless steel to prevent them from rusting in harsh environment like cold temperature and in food manufacturing industries.

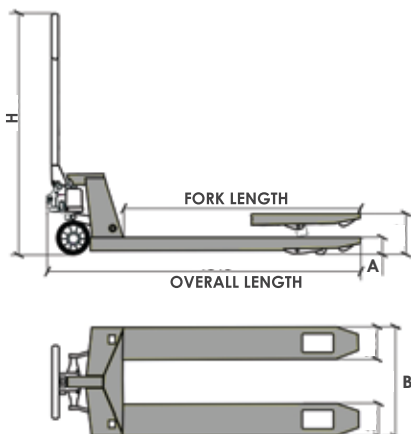


##### Reinforced Rollers

Stainless steel passage brackets with rollers and reinforced forks stand up support heavy loads



#S02-SSHPT-20SE



CODE	#S02-SSHPT-20SE	#S02-SSHPT-20NR
LOADING CAPACITY	2 TON	2 TON
OVERALL LENGTH	1220 mm	1220 mm
OVERALL WIDTH - B	685 mm	685 mm
FORK HEIGHT LOWERED - A	75 mm	75 mm
STEERING WHEEL	NYLON	NYLON
LOAD WHEEL	NYLON	NYLON
FORK TYPE	STANDARD	NARROW



## PALLET TRUCK SERIES



### HAND PALLET TRUCK - WITH WEIGHING SCALE

#### Scale Pallet truck with ergonomic design

- Ergonomic handle for optimum control.
- Reinforced fork tips for strength & durability.
- Durable hydraulic pump for maneuverability.
- Polyurethane wheels for longer lifespan & reliability.
- Epoxy powder coating to resist corrosion & chips.
- Weighing scale to accurately weigh the load for maximum efficiency.

#### Pallet Truck - Standard | Narrow Short




##### Ergonomic Handle

Has neutral setting for easy usage. Handle would return to its original position when being released.




##### Weighing Scale

Measure the loads being carried to obtain accurate reading and to achieve maximum work performance.



##### Single Pump

The cast press, one-piece pump highlights a controlled bringing down rate valve to decrease item jostling for longer pump life.



##### Powder Coated

To maintain material quality and powder coating for extra protection in extreme applications.

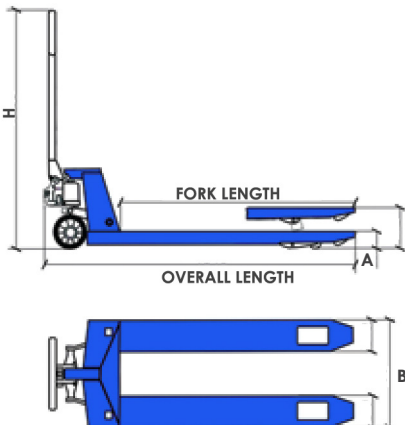


##### PU Wheels

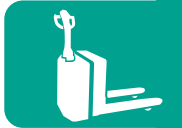
Rolling-resistance polyurethane for smooth execution and taking care of. Roller framework gives trouble-free bed section and exit.



#S02-01-SHT20SE



CODE	#S02-01-SHT20SE	#S02-01-SHT20NR
LOADING CAPACITY	2 TON	2 TON
OVERALL LENGTH	1220 mm	1150 mm
OVERALL WIDTH - B	680 mm	550 mm
FORK HEIGHT LOWERED - A	85 mm	85 mm
STEERING WHEEL	PU	PU
LOAD WHEEL	PU	PU
FORK TYPE	STANDARD	NARROW



# PALLET TRUCK

## POWER PALLET TRUCK



**#S02-02-FEP20**



**#S02-SHT20SE**



CODE	#S02-02-FEP20 & #S02-SHT20SE
CAPACITY	2000KG
LOAD CENTRE	600 mm
WHEELBASE	1200 mm
FORK HEIGHT	85 - 195 mm
TOTALLY LENGTH	1540 mm
FORK SIZE	560 x 1150 mm (NR) & 680 x 1220 mm (SE)
GROUND CLEARANCE	30 mm
TURNING RADIUS	1350 mm
BRAKE	Electromagnetic Brake
POWER OF DRIVE MOTOR	850W
POWER OF LIFTING MOTOR	600W
BATTERY WEIGHT	6.3KG
WORKING TIME AFTER FULL CHARGE	>3 Hours