

KOMATSU®

PC350-8 PC350LC-8

HORSEPOWER

Gross: 194 kW 260 HP / 1950 min⁻¹

Net: 184 kW 246 HP / 1950 min⁻¹

OPERATING WEIGHT

PC350-8: 32600 – 32960 kg

PC350LC-8: 33660 – 34040 kg

ecot3

PC
350



Photo may include optional equipment.

HYDRAULIC EXCAVATOR

WALK-AROUND

Productivity Features

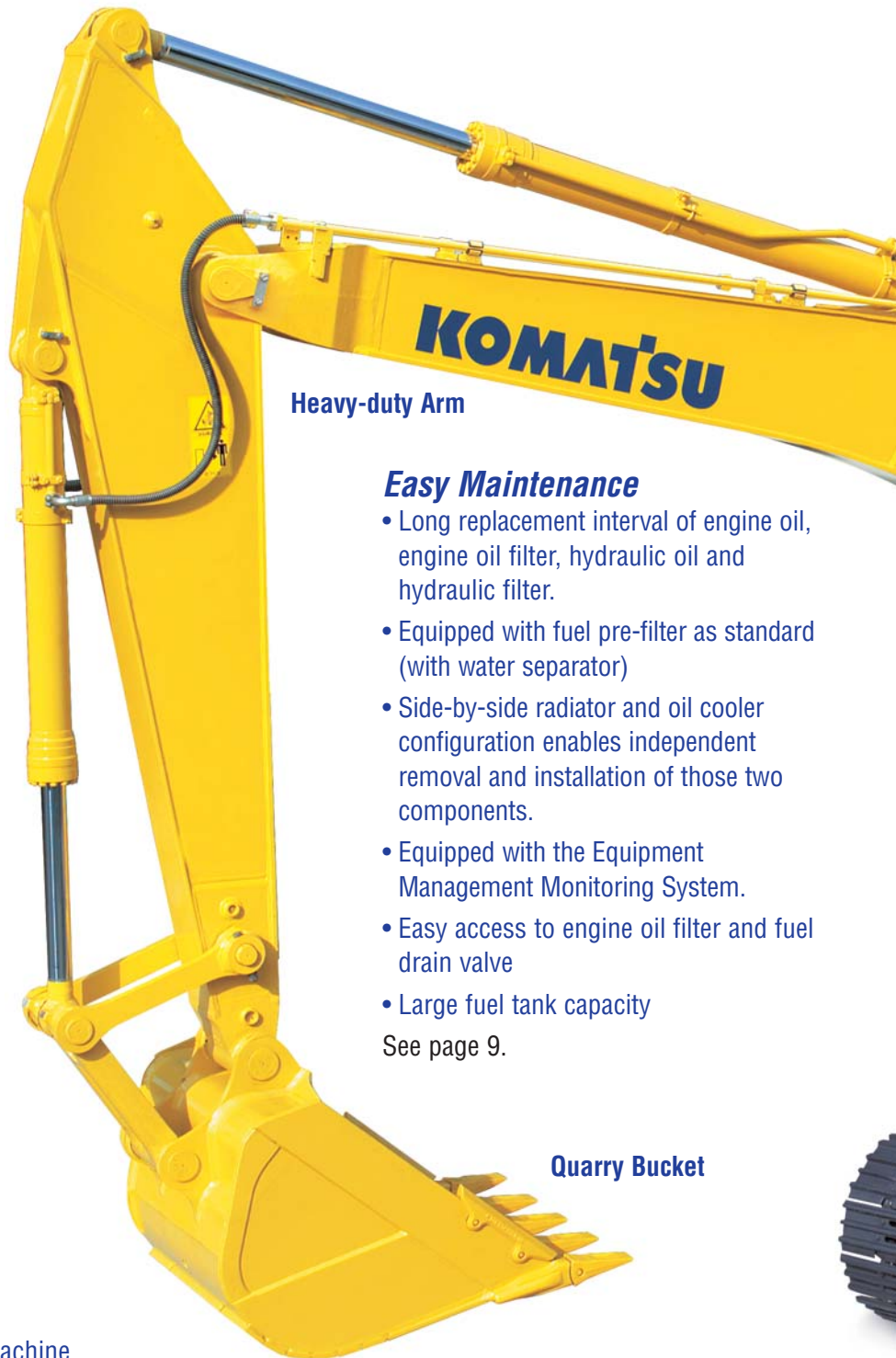
- **High Production and Low Fuel Consumption**
High power, working performance and fuel efficiency improve production and fuel costs.
- **Large Drawbar Pull**
provides superb steering and slope climbing performance.
- **Large Digging Force**
Pressing the Power Max function button temporarily increases the digging force 7%.
- **Two-mode Setting for Boom**
Switch selection allows either powerful digging or smooth boom operation.
See page 5.

Large Liquid Crystal Display (LCD) Monitor

- Easy-to-see and use 7" large multi-function color monitor
- Can be displayed in 12 languages for global support.
See page 8.

Safety Design

- ROPS cab (ISO 12117-2)
- Slip-resistant plates for safe work on machine
- Safety enhancement with large side-view, sidewise, and rear mirrors added.
- Rear view monitoring system for easy checking behind the machine (optional)
See page 7.



Heavy-duty Arm

Easy Maintenance

- Long replacement interval of engine oil, engine oil filter, hydraulic oil and hydraulic filter.
- Equipped with fuel pre-filter as standard (with water separator)
- Side-by-side radiator and oil cooler configuration enables independent removal and installation of those two components.
- Equipped with the Equipment Management Monitoring System.
- Easy access to engine oil filter and fuel drain valve
- Large fuel tank capacity
See page 9.

Quarry Bucket

HORSEPOWER

Gross: 194 kW 260 HP / 1950 min-1
 Net: 184 kW 246 HP / 1950 min-1

OPERATING WEIGHT

PC350-8: 32600 – 32960 kg
 PC350LC-8: 33660 – 34040 kg

BUCKET CAPACITY

1.40 m³

Ecology and Economy Features

- Low emission engine
 A powerful turbocharged and air to air aftercooled Komatsu SAA6D114E-3 engine provides **184 kW** 246 HP. This engine is U.S. EPA Tier 3 and EU Stage 3A emissions certified, without sacrificing power or machine productivity.
- Economy mode saves fuel consumption.
- Low operation noise

See pages 4 and 5.

Large Comfortable Cab

- Low-noise cab
- Low vibration with cab damper mounting
- Highly pressurized cab with optional air conditioner
- Operator seat and console with armrest that enables operations in the appropriate operational posture.

See page 6.

Heavy-duty Boom

Quarry Cab and Additional Working Light (optional)



Large Counterweight

Full Roller Guards and Double-flange Track Roller

Photo may include optional equipment.

PRODUCTIVITY & ECOLOGY FEATURES

Komatsu Technology



Komatsu develops and produces all major components, such as engines, electronics and hydraulic components, in house. With this “Komatsu Technology,” and adding customer feedback, Komatsu is achieving great advancements in technology. To achieve both high levels of productivity and economical performance, Komatsu has developed the main components with a total control system. The result is a new generation of high performance and environment friendly excavators.

Environment-friendly Clean Engine

The PC350-8 gets its exceptional power and work capacity from a Komatsu SAA6D114E-3 engine. Output is **184 kW** 246 HP, providing increased hydraulic power and improved fuel efficiency.

Komatsu SAA6D114E-3 engine is U.S. EPA Tier 3 and EU Stage 3A emissions certified and reduced NOx emission by 40%.


The SAA6D114E-3 engine adopts the electronically controlled High Pressure Common Rail (HPCR) fuel injection system.

Hydraulics

Unique two-pump system ensures smooth compound movement of the work equipment. HydrauMind controls both pumps for efficient engine power use. This system also reduces hydraulic loss during operation.

Low Operation Noise

Enables a low noise operation using the low-noise engine and methods to cut noise at source. Ambient noise meets the EU Stage 2 noise regulation.

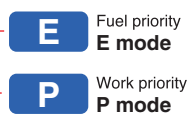


Working Modes Selectable

Two established work modes are further improved.

P mode – Power or work priority mode has low fuel consumption, but fast equipment speed and maximum production and power are maintained.

E mode – Economy or fuel priority mode further reduces fuel consumption, but maintains the P-mode-like working equipment speed for light duty work.



You can select Power or Economy modes using a one-touch operation on the monitor panel depending on workloads.

ECO Gauge that Assists Energy-saving Operations

Equipped with the ECO gauge that can be recognized at a glance on the right of the multi-function color monitor for environment-friendly energy-saving operations. Allows focus on operation in the green range with reduced CO₂ emissions and efficient fuel consumption.



ECO gauge

Idling Caution

To prevent unnecessary fuel consumption, an idling caution is displayed on the monitor, if the engine idles for 5 minutes or more.



Larger Maximum Drawbar Pull

Larger maximum drawbar pull provides superb steering and slope climbing performance.

Maximum drawbar pull:
264 kN 26900 kgf



Large Digging Force

With the one-touch Power Max. function digging force has been further increased. (8.5 seconds of operation)

Maximum arm crowd force (ISO 6015):

160 kN (16.3t) ➔ **171 kN (17.4t)** 7% UP
(with Power Max.)

Maximum bucket digging force (ISO 6015):

213 kN (21.7t) ➔ **228 kN (23.2t)** 7% UP
(with Power Max.)

*Measured with Power Max function, 3185 mm 10'5" arm and ISO 6015 rating

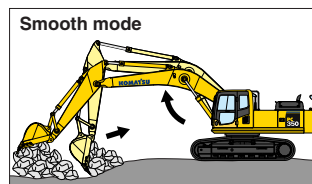
Smooth Loading Operation

Two return hoses improve hydraulic performance. In the arm out function, a portion of the oil is returned directly to the tank providing smooth operation.

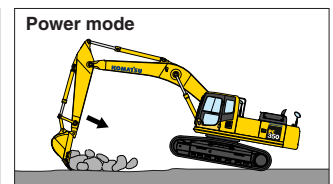


Two-mode Setting for Boom

Smooth mode provides easy operation for gathering blasted rock or scraping down operation. When maximum digging force is needed, switch to Power mode for more effective excavating.



Boom floats upward, reducing lifting of machine front. This facilitates gathering blasted rock and scraping down operations.



Boom pushing force is increased, ditch digging and box digging operation on hard ground are improved.

WORKING ENVIRONMENT

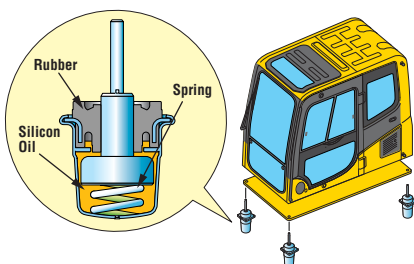


Low Cab Noise

The newly-designed cab is highly rigid and has excellent sound absorption ability. Thorough improvement of noise source reduction and use of low noise engine, hydraulic equipment, and air conditioner allows this machine to generate a low level of noise.

Low Vibration with Cab Damper Mounting

PC350-8 uses viscous damper mounting for cab that incorporates longer stroke and the addition of a spring. The new cab damper mounting combined with high rigidity deck aids vibration reduction at operator seat.



Wide Newly-designed Cab

Newly-designed wide spacious cab includes seat with reclining backrest. The seat height and longitudinal inclination are easily adjusted using a pull-up lever. You can set the appropriate operational posture of armrest together with the console.

Reclining the seat further enables you to place it into the fully flat state with the headrest attached.



Pressurized Cab

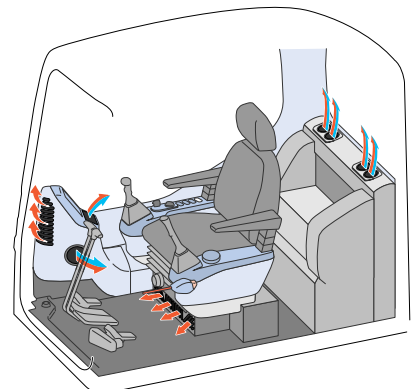
Optional air conditioner, air filter and a higher internal air pressure minimize external dust from entering the cab.

Automatic Air Conditioner (optional)

Enables you to easily and precisely set cab atmosphere with the instruments on the large LCD.



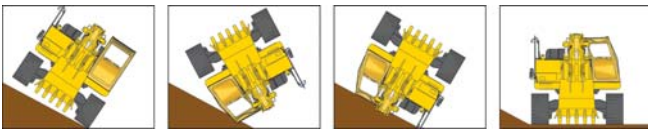
The bi-level control function keeps the operator's head and feet cool and warm respectively. This improved air flow function keeps the inside of the cab comfortable throughout the year. Defroster function keeps front glass clear.



Safety Features

ROPS Cab

The machine is equipped with a ROPS cab that conforms to ISO 12117-2 for excavators as standard equipment. The ROPS cab has high shock-absorption performance, featuring excellent durability and impact strength. It also satisfies the requirements of OPG top guard level 1 (ISO 10262) for falling objects. Combined with the retractable seat belt, The ROPS cab protects the operator in case of tipping over and against falling objects.



Slip-resistant Plates

Highly durable slip-resistant plates maintain superior traction performance for the long term.




Lock Lever

Locks the hydraulic pressure to prevent unintentional movement. Neutral start function allows machine to be started only in lock position.



Large Side-view, Rear, and Sidewise Mirrors

Enlarged left-side mirror and addition of rear and side mirror allow the PC350-8 to meet the visibility requirements (ISO 5006).



Pump/engine Room Partition

Pump/engine room partition prevents oil from spraying onto the engine if a hydraulic hose should burst.

Thermal and Fan Guards

Thermal and fan guards are placed around high-temperature parts of the engine and fan drive.



Large LCD Color Monitor

Large Multi-lingual LCD Monitor

A large user-friendly color monitor enables safe, accurate and smooth work. Improved screen visibility is achieved by the use of LCD that can easily be read at various angles and lighting conditions. Simple and easy to operate switches. Function keys facilitate multi-function operations. Displays data in 12 languages to globally support operators around the world.



Indicators

- | | |
|----------------------------------|-----------------------------------|
| 1 Auto-decelerator | 5 Hydraulic oil temperature gauge |
| 2 Working mode | 6 Fuel gauge |
| 3 Travel speed | 7 ECO gauge |
| 4 Engine water temperature gauge | 8 Function switches menu |

Basic operation switches

- | | |
|-------------------------|---------------------|
| 1 Auto-decelerator | 4 Buzzer cancel |
| 2 Working mode selector | 5 Wiper |
| 3 Traveling selector | 6 Windshield washer |

Mode Selection

The multi-function color monitor has Power mode, Economy mode, Lifting mode, Breaker mode and Attachment mode.

Working Mode	Application	Advantage
P	Power mode	<ul style="list-style-type: none"> Maximum production/power Fast cycle time
E	Economy mode	<ul style="list-style-type: none"> Excellent fuel economy
L	Lifting mode	<ul style="list-style-type: none"> Hydraulic pressure is increased by 7%
B	Breaker operation	<ul style="list-style-type: none"> Optimum engine rpm, hydraulic flow
ATT	Attachment mode	<ul style="list-style-type: none"> Optimum engine rpm, hydraulic flow, 2 way

Lifting Mode

When the Lifting mode is selected, lifting capacity is increased 7% by raising hydraulic pressure.

Equipment Management Monitoring System

Monitor Function

Controller monitors engine oil level, coolant temperature, battery charge and air clogging, etc. If controller finds any abnormality, it is displayed on the LCD.



Maintenance Function

Monitor informs replacement time of oil and filters on LCD when the replacement interval is reached.



Trouble Data Memory Function


Monitor stores abnormalities for effective troubleshooting.

MAINTENANCE FEATURES

Easy Maintenance

Easy Radiator Cleaning

Since radiator and oil cooler are arranged side-by-side, it is easy to clean, remove and install them.



Equipped with the Eco-drain Valve as Standard

Prevents clothes and the ground from becoming contaminated due to oil leakage when replacing the engine oil.

High-capacity Air Cleaner

High capacity air cleaner is comparable to that of larger machines. The larger air cleaner can extend air cleaner life during long-term operation and prevents early clogging and resulting power decrease. Reliability is improved by a new seal design.



Large Fuel Tank Capacity

Large fuel tank capacity extends operating hours before refueling. Fuel tank is treated for rust prevention and improved corrosion resistance.

Easy Access to Engine Oil Filter and Fuel Drain Valve

Engine oil level gauge, and fuel filter are one side mounted to improve accessibility. Engine oil filter and fuel drain valve are remotely mounted to improve accessibility.



Engine Oil Filter



Fuel Drain Valve

Long Work Equipment Greasing Interval

High quality bushings and resin shims are optionally available for work equipment pins excluding bucket, extending greasing interval to 500 hours.

Equipped with the Fuel Pre-filter (with Water Separator)

Removes water and contaminants in the fuel to prevent fuel problems.



Long-life Oil, Filter

Uses high-performance filtering materials and long-life oil. Extends the oil and filter replacement interval.



Hydraulic oil filter

Engine oil & Engine oil filter	every 500 hours
Hydraulic oil	every 5000 hours
Hydraulic oil filter	every 1000 hours



Photo may include optional equipment.

QUARRY HYDRAULIC EXCAVATOR

The PC350-8 is a specially designed heavy-duty machine. The PC350-8 has strengthened work equipment and various machine body parts for use in severe job sites such as quarry and gravel gathering, etc.

Cab with Two-piece Pull-up Window (optional)



Fixed One-piece Laminated Front Window Glass

The front window is fixed and uses laminated safety glass to prevent scattering of glass fragments when broken.



Photo may include optional equipment.

Fixed Skylight and Sunshade




Large Counterweight

The PC350-8 counterweight is increased by 900 kg for better stability.



Dent Preventing Plates



Heavy-duty Boom

Heavy-duty Arm

Photo may include optional equipment.

Deck Guard



Strengthened Revolving Frame Undercover



Quarry Bucket and Work Equipment


PC350-8 bucket is designed exclusively for quarry use and is higher strength for impact and wear. Various parts of work equipment are also strengthened.

Full Roller Guard



Side Reinforcement Plates


16 mm thickness high-tensile strength steel used.



Side Shrouds

O-ring Added


O-ring is added between bucket and linkage to prevent entrance of dirt.



Bottom Wear Plate

19 mm thickness high-tensile strength steel used.

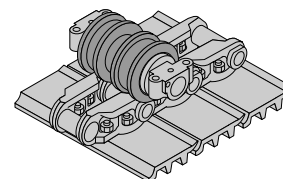
Corner Tooth Adapters



Long Life Bucket Teeth

Lip Shrouds

Double-flange Track Roller



Double-flange roller guides track link correctly and extends life of undercarriage.

Number of double-flange track rollers
 PC350-8 3 each side
 PC350LC-8 4 each side

SPECIFICATIONS



ENGINE

Model Komatsu SAA6D114E-3
 Type Water-cooled, 4-cycle, direct injection
 Aspiration Turbocharged, aftercooled
 Number of cylinders 6
 Bore 114 mm
 Stroke 135 mm
 Piston displacement 8.27 L
 Horsepower:
 SAE J1995 Gross 194 kW 260 HP
 ISO 9249 / SAE J1349 Net 184 kW 246 HP
 Rated rpm. 1950 min⁻¹
 Fan drive type Mechanical
 Governor All-speed control, electronic

U.S. EPA Tier 3 and EU Stage 3A emissions certified.



HYDRAULICS

Type HydraMind (Hydraulic Mechanical Intelligence New Design) system, closed-center system with load sensing valves and pressure compensated valves
 Number of selectable working modes 4
 Main pump:
 Type Two-variable displacement piston type
 Pumps for Boom, arm, bucket, swing, and travel circuits
 Maximum flow 535 L/min
 Supply for control circuit Self-reducing valve
 Hydraulic motors:
 Travel 2 x axial piston motors with parking brake
 Swing 1 x axial piston motor with swing holding brake
 Relief valve setting:
 Implement circuits 37.3 MPa 380 kgf/cm²
 Travel circuit 37.3 MPa 380 kgf/cm²
 Swing circuit 27.9 MPa 285 kgf/cm²
 Pilot circuit 3.2 MPa 33 kgf/cm²
 Hydraulic cylinders:
 (Number of cylinders – bore x stroke x rod diameter)
 Boom 2–140 mm x 1480 mm x 100 mm
 Arm 1–160 mm x 1825 mm x 110 mm
 Bucket: 1–140 mm x 1285 mm x 100 mm



DRIVES AND BRAKES

Steering control Two levers with pedals
 Drive method Hydrostatic
 Maximum drawbar pull 264 kN 26900 kgf
 Gradeability 70%, 35°
 Maximum travel speed (Auto-Shift):
 High 5.5 km/h
 Mid 4.5 km/h
 Low 3.2 km/h
 Service brake Hydraulic lock
 Parking brake Mechanical disc brake



SWING SYSTEM

Drive method Hydrostatic
 Swing reduction Planetary gear
 Swing circle lubrication Grease-bathed
 Service brake Hydraulic lock
 Holding brake/Swing lock Mechanical disc brake
 Swing speed 9.5 min⁻¹



UNDERCARRIAGE

Center frame X-frame
 Track frame Box-section
 Seal of track Sealed track
 Track adjuster Hydraulic
 Number of shoes (each side):
 PC350-8 45
 PC350LC-8 48
 Number of carrier rollers 2 each side
 Number of track rollers (each side):
 PC350-8 7
 PC350LC-8 8



COOLANT AND LUBRICANT CAPACITY (REFILLING)

Fuel tank 605 L
 Coolant 32.0 L
 Engine 35.0 L
 Final drive, each side 9.0 L
 Swing drive 16.5 L
 Hydraulic tank 188 L



OPERATING WEIGHT (APPROXIMATE)

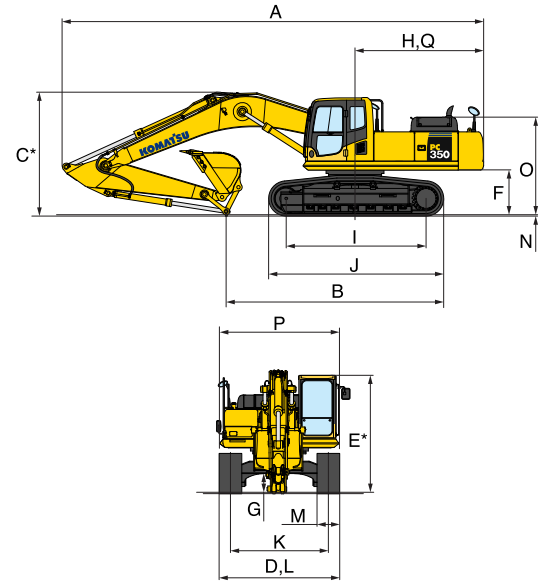
Operating weight including 6470 mm one-piece boom, 3185 mm arm, SAE J 296 heaped 1.40 m³ bucket, rated capacity of lubricants, coolant, full fuel tank, operator, and standard equipment.

Shoes	PC350-8		PC350LC-8	
	Operating Weight	Ground Pressure	Operating Weight	Ground Pressure
600 mm	32600 kg	65.7 kPa 0.67 kgf/cm ²	33660 kg	62.9 kPa 0.64 kgf/cm ²
700 mm	32960 kg	57.1 kPa 0.58 kgf/cm ²	34040 kg	54.5 kPa 0.56 kgf/cm ²



DIMENSIONS

Arm Length		3185 mm	
	Model	PC350-8	PC350LC-8
A	Overall length	11140 mm	11140 mm
B	Length on ground	5755 mm	5930 mm
C	Overall height (to top of boom)*	3285 mm	3285 mm
D	Overall width	3190 mm	3190 mm
E	Overall height (to top of cab)*	3145 mm	3145 mm
F	Ground clearance, counterweight	1185 mm	1185 mm
G	Ground clearance (minimum)	500 mm	500 mm
H	Tail swing radius	3450 mm	3450 mm
I	Track length on ground	3700 mm	4030 mm
J	Track length	4625 mm	4955 mm
K	Track gauge	2590 mm	2590 mm
L	Width of crawler	3190 mm	3190 mm
M	Shoe width	600 mm	600 mm
N	Grouser height	36 mm	36 mm
O	Machine cab height	2585 mm	2585 mm
P	Machine cab width	3165 mm	3165 mm
Q	Distance, swing center to rear end	3405 mm	3405 mm

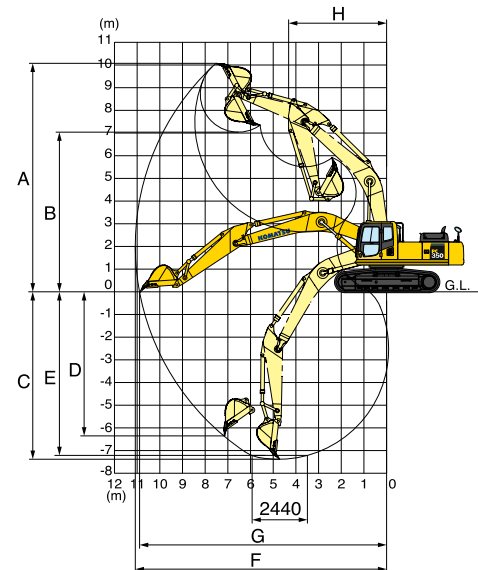


*: Including grouser height



WORKING RANGE

Arm Length		3185 mm
A	Max. digging height	10100 mm
B	Max. dumping height	7050 mm
C	Max. digging depth	7380 mm
D	Max. vertical wall digging depth	6400 mm
E	Max. digging depth of cut for 8' level	7180 mm
F	Max. digging reach	11100 mm
G	Max. digging reach at ground level	10920 mm
H	Min. swing radius	4310 mm
SAE 1179 rating	Bucket digging force at power max.	200 kN/20400 kgf
	Arm crowd force at power max.	165 kN/16800 kgf
ISO 6015 rating	Bucket digging force at power max.	228 kN/23200 kgf
	Arm crowd force at power max.	171 kN/17400 kgf



BACKHOE BUCKET, ARM, AND BOOM COMBINATION

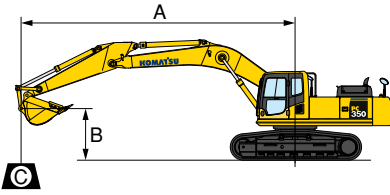
Bucket Capacity (heaped)		Width		Weight	Number of Teeth	Arm Length 3185 mm
ISO 7451, PCSA	CECE	With Side Shrouds	Without Side Shrouds	With Side Shrouds		
*1.40 m ³	1.20 m ³	1458 mm	—	1508 kg	5	○

○ General purpose use, material density up to 1.8 ton/m³

* Quarry bucket



LIFTING CAPACITY WITH LIFTING MODE



- A: Reach from swing center
- B: Bucket hook height
- C: Lifting capacity
- Cf: Rating over front
- Cs: Rating over side
- ⊗: Rating at maximum reach

PC350-8		Arm: 3185 mm		Bucket: 1.40 m ³ ISO 7451 heaped				Shoe: 600 mm triple grouser					
B	A	⊗ MAX		9.0m		7.5 m		6.0 m		4.5 m		3.0 m	
		Cf	Cs	Cf	Cs	Cf	Cs	Cf	Cs	Cf	Cs	Cf	Cs
7.5 m		*4900 kg	*4900 kg			*6400 kg	5550 kg						
6.0 m		*4800 kg	3950 kg			*6750 kg	5500 kg						
4.5 m		*4950 kg	3350 kg	5500 kg	3600 kg	*7300 kg	5250 kg	*8700 kg	7950 kg				
3.0 m		4750 kg	3050 kg	5350 kg	3450 kg	7450 kg	4950 kg	*10100 kg	7400 kg	*14400 kg	11950 kg		
1.5 m		4600 kg	2900 kg	5150 kg	3300 kg	7150 kg	4700 kg	10400 kg	6850 kg	*16100 kg	10850 kg		
0 m		4700 kg	2950 kg	5050 kg	3200 kg	6900 kg	4450 kg	10000 kg	6500 kg	16400 kg	10300 kg		
-1.5 m		5100 kg	3200 kg	5000 kg	3150 kg	6750 kg	4350 kg	9800 kg	6300 kg	16200 kg	10150 kg	*9050 kg	*9050 kg
-3.0 m		5900 kg	3800 kg			6750 kg	4350 kg	9800 kg	6300 kg	*14900 kg	10250 kg	*17300 kg	*17300 kg
-4.5 m		*6950 kg	5050 kg					*9200 kg	6500 kg	*12250 kg	10550 kg	*15900 kg	*15900 kg
-6.0 m		*5700 kg	*5700 kg							*7550 kg	*7550 kg		

PC350LC-8		Arm: 3185 mm		Bucket: 1.40 m ³ ISO 7451 heaped				Shoe: 600 mm triple grouser					
B	A	⊗ MAX		9.0m		7.5 m		6.0 m		4.5 m		3.0 m	
		Cf	Cs	Cf	Cs	Cf	Cs	Cf	Cs	Cf	Cs	Cf	Cs
7.5 m		*4900 kg	*4900 kg			*6400 kg	5750 kg						
6.0 m		*4800 kg	4100 kg			*6750 kg	5650 kg						
4.5 m		*4950 kg	3500 kg	6350 kg	3750 kg	*7300 kg	5450 kg	*8700 kg	8150 kg				
3.0 m		*5300 kg	3150 kg	6200 kg	3600 kg	*8100 kg	5100 kg	*10100 kg	7600 kg	*14400 kg	12250 kg		
1.5 m		5400 kg	3050 kg	6050 kg	3450 kg	8300 kg	4850 kg	*11400 kg	7100 kg	*16100 kg	11150 kg		
0 m		5500 kg	3100 kg	5900 kg	3300 kg	8050 kg	4650 kg	11700 kg	6700 kg	*16900 kg	10600 kg		
-1.5 m		5950 kg	3350 kg	5850 kg	3250 kg	7950 kg	4500 kg	11500 kg	6500 kg	*16400 kg	10450 kg	*9050 kg	*9050 kg
-3.0 m		6950 kg	3900 kg			7950 kg	4500 kg	*11150 kg	6500 kg	*14900 kg	10600 kg	*17300 kg	*17300 kg
-4.5 m		*6950 kg	5200 kg					*9200 kg	6700 kg	*12250 kg	10850 kg	*15900 kg	*15900 kg
-6.0 m		*5700 kg	*5700 kg							*7550 kg	*7550 kg		

*Load is limited by hydraulic capacity rather than tipping. Ratings are based on SAE J1097. Rated loads do not exceed 87% of hydraulic lift capacity or 75% of tipping load.



STANDARD EQUIPMENT

- Alternator, 24 V/60 A
- Automatic engine warm-up system
- Batteries, 2 x 12 V/126 Ah
- Boom holding valve
- Corrosion resistor
- Counterweight
- Dry type air cleaner, double element
- Electric horn
- Engine, Komatsu SAA6D114E-3
- Engine overheat prevention system
- Fan guard structure
- Hydraulic track adjusters (each side)
- Long lubricating intervals for implement bushings
- Multi-function color monitor
- Power maximizing system
- Pressure Proportional Control (PPC) hydraulic control system
- Radiator & oil cooler dust proof net
- Rear reflector
- Rear view mirror, RH, LH, rear, sidewise
- ROPS cab (ISO 12117-2)
- Seat belt, retractable
- Slip-resistant plates
- Starting motor, 24 V/7.5 kW
- Suction fan
- Track roller guards (full length)
- Track roller
 - PC350-8, 7 each side
 - PC350LC-8, 8 each side
- Track shoe
 - PC350-8, 600 mm triple grouser
 - PC350LC-8, 600 mm triple grouser
- Travel alarm
- Two-mode settings for boom
- Working light, 2 (boom and RH)
- Working mode selection system



OPTIONAL EQUIPMENT

- Additional filter system for poor-quality fuel
- Air conditioner with defroster
- Arm, 3185 mm arm assembly, heavy-duty
- Batteries, 2 x 12 V/140 Ah
- Bolt-on top guard level 2 (OPG) (ISO 10262)
- Boom, 6470 mm, heavy-duty
- Cab accessories
 - Rain visor
 - Sun visor
- Cab front guard
 - Full height guard
 - Half height guard
- Cab with 2-piece pull up front window
- Heater with defroster
- Rear view monitoring system
- Seat, suspension
- Seat, suspension with heater
- Service valve
- Track frame undercover
- Working lights, 2 on cab



SPECIAL PURPOSE BUCKET

- Ripper bucket for hard and rock ground
 - Capacity
 - ISO 7451 heaped 0.90 m³
 - CECE heaped 0.80 m³
 - Width 1200 mm

