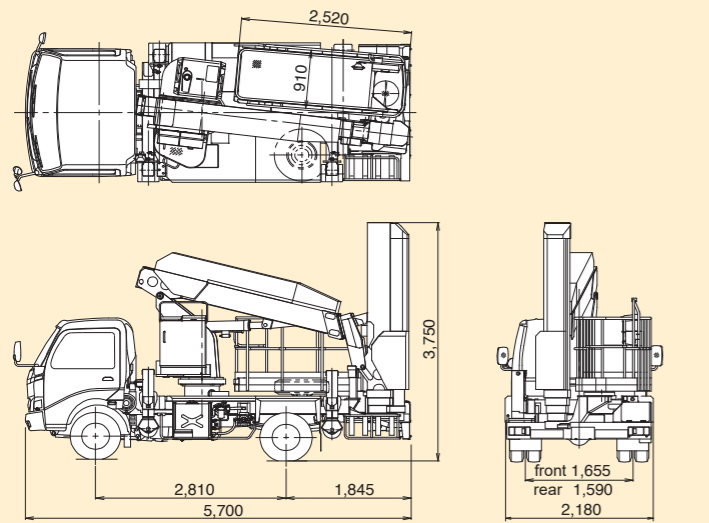


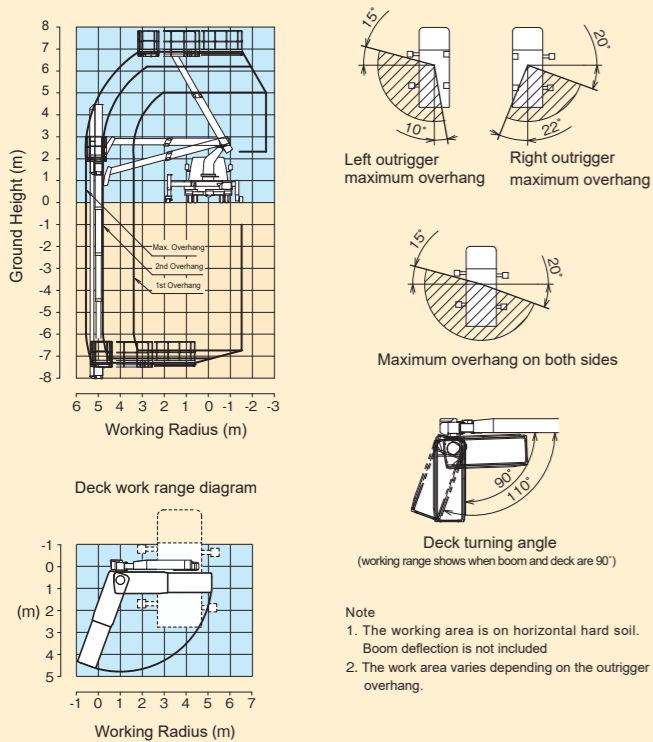
BT-110

External View



unit (mm)
※Depends on the mounted vehicle

Work Range Diagram

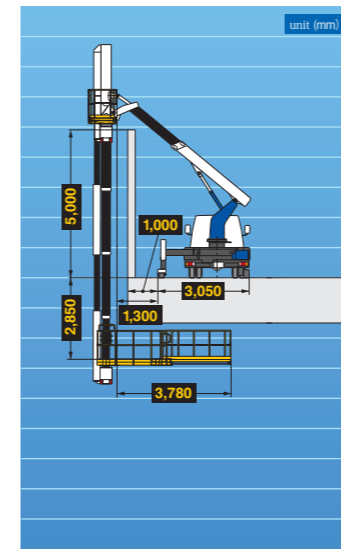


Specifications

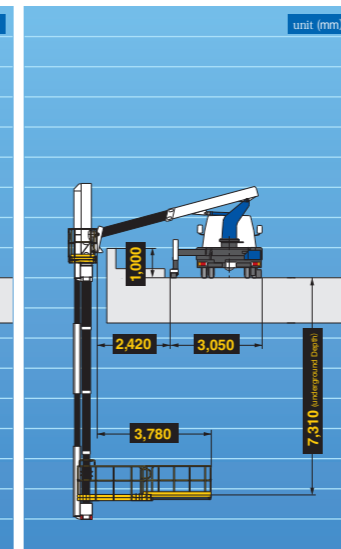
Deck	Movable Load	200kg
	Maximum Underground Depth	7.3m
	Maximum Working Radius	6.8m
	Maximum Working Radius	5.6m (when turning the deck 90°)
	Reduced External Dimensions	2.52m x 0.91m x 1.0m (Length x Width x Railing Height)
Deck Device	During Extension	4.45m x 0.88m x 1.0m (Length x Width x Railing Height)
	Turning Angle	110° (from reference)
	Turning Speed	110°/31s
Boom	Material	2 Stage Hydraulic Telescopic Pipe Made
	Telescopic Device	Double Acting Hydraulic Cylinder
	Swivel Device	Hydraulic Motor Drive Ball Bearing Type
	High to Low Angle / Raising Speed	-15°~60°/35s
	Length	3.185m~5.36m
Post	Extending Speed	2.175m/25s
	Turning Angle	105° Left, 70° Right
	Turning Speed	175°/65s
	Material	2 Stage Hydraulic Telescopic Box-shaped Cross Section Welded Structure
	Unraveling Device	Double Acting Hydraulic Cylinder Direct Push Type
Outrigger	Telescopic Device	Double Acting Hydraulic Cylinder Direct Push Type
	Swivel Device	Hydraulic Motor Drive Worm Gear Reduction, Ball Bearing Type
	Length	3.265m~11.265m
	Extending Speed	8.0m/73s
	Material	5 Stage Hydraulic Telescopic Box-shaped Cross Section Welded Structure
Operation Device	Telescopic Device	Double Acting 3 Stage Hydraulic Cylinder Direct Push Type, 2 Units
	Deck Side Remote Control Device	Electric (Wired)
	Outrigger	Fully Hydraulic H-Type, Box-shaped Cross Section Welded Structure, with Individual Slide/ Jack Operating Devices, with Rubber Solid Tyres
	Front	Maximum Overhang Width 3.56m (tire center), Middle 2 Overhang Width 3.16m (tire center), Middle 1 Overhang Width 2.20m (tire center)
	Rear	Maximum Overhang Width 3.43m (tire center) Left 1.84m, Right 1.59m Middle 2 Overhang Width 2.23m (tire center) Left 1.64m, Right 1.59m Middle 1 Overhang Width 2.34m (tire center) Left 1.16m, Right 1.18m
Control Devie	Max. Reaction Force	4,600kg
	Installation Occupancy Width	Max. Overhang on Left and Right 3.92m, Max. Overhang on One Side 3.05m
	Hydraulic Pump	Gear Pump
	Hydraulic Oil Tank Capacity	~95L
	Deck Part	Boom Turning, Boom Expansion and Contraction, Boom Undulation, Post Expansion and Contraction, Deck Rotation, Deck Expansion and Contraction, Automatic Storage, Accelerator/ Emergency Pump, Engine Start, Volume Control, Intercom, Emergency Stop, Emergency Deck Switch [boom work range limit lamp, interference limit lamp, storage position lamp]
Safety Device	Swivel Base	Boom Turning, Boom Expansion and Contraction, Boom Undulation, Post Expansion and Contraction, Deck Rotation, Deck Expansion and Contraction, Automatic Storage, Accelerator/ Emergency Pump, Engine Start, Emergency Stop, Emergency Switch, Leveling Adjustment [boom work range limit lamp, retracted position lamp, boom length, boom turning angle, boom undulation angle, outrigger overhang width, AWL90% lamp, AWL 100% lamp, AMC abnormality lamp]
	Frame Part	Outrigger Overhang/ Retract, Jack/ Slide Selection [outrigger overhang monitor, body tilt warning lamp]
	Carrier Part	Intercom [jack installation lamp, work prohibition lamp]
	Control Devie	Boom Undulation/ Turning/ Expansion/ Contraction Speed Control Device, Automatic Storage Device, Auto Accelerator Device (linked to lever and switch operation)
	Standard Accessories	Work Range Regulation Device (AMC), Boom Bottom Contact Prevention Device, Voice Alarm Device, Foot Switch (deck part, swivel part), Operation Lever Guard, Emergency Pump, Emergency Stop Device (with indicator lamp), Jack Interlock Device, Slide Interlock Device, Slide Lock Pin, Boom Interlock Device, Outrigger Indicator, Vehicle Body Tilt Warning Device, Brake Lock Device, Hydraulic Cylinder Lock Device, Hydraulic Safety Valve
Option	Standard Accessories	Tire Pawl, Roller Jack Board
	Vehicle To Be Mounted	Work Light (Deck Part), Marker Lamp Generator (fuel: light oil) [Yanmar YDG250VS-5E / 6E, rated output: 2.0kVa (50Hz), 2.5kVa (60Hz), rated voltage 100v, rated frequency: 50Hz, 60Hz Selection], Generator On-site, Mounting Cable, Swivel Base Proportional Operation Device, Sideways Installation Indicator, Safety Belt, Tools, Grease Pump
	3.5T Car Class	



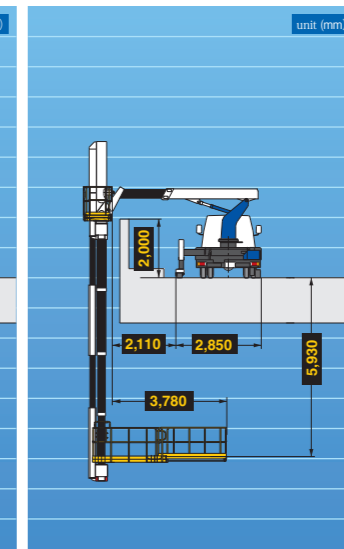
Outrigger: Max. Overhang



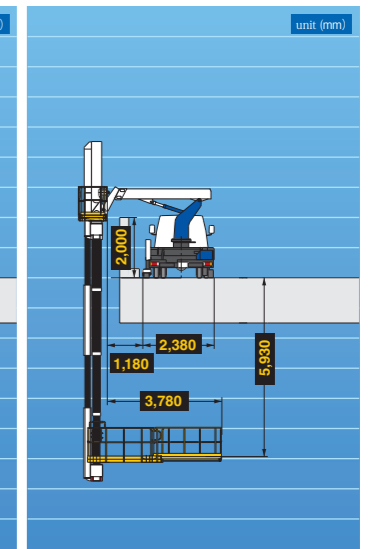
Outrigger: Max. Overhang



Outrigger: 2nd Overhang



Outrigger: 1st Overhang



BT-110 TADANO