

# ARTICULATING BOOM LIFT

## SPA14AC/SPA16AC

Compliant with CE standards



Safe



Efficient



Intelligent

- Intelligent digital equipment management system and visual human-machine interaction system for improved efficiency and intelligence
- Industry-leading fast charging technology for quickly recharging
- Stable sunken layout for smoother operations
- Fully proportional valve group and controls for more precise movements
- Efficient poprietary boom descent technology with zero energy consumption
- IP67 rated electrical parts, for exceptional durability
- 90+% common parts with the Sany boom product family, for easier maintenance and parts availability
- 360° continuous rotation for ease of operation



Elevates in tight spaces



Tight turning radius



360° continuous rotation



Zero tail swing



Large capacity 315Ah lithium battery



Low TCO



360° continuous rotation  
Wide operation range

### ◆ All products of the Sany aerial work platform series comply with CE standards

This printed matter is not part of the contract and does not constitute a component of the vehicle purchase contract. Due to continuous product improvement, we reserve the right to change product models, specifications, and configurations without prior notice. The pictures are for reference only, and the actual product shall prevail. The products in the pictures may have non-standard configurations, and some components may need to be purchased separately. (Within the scopes permitted by law, Sany has the final interpretation right)  
Copyright version on 2025 April

# ARTICULATING BOOM LIFT

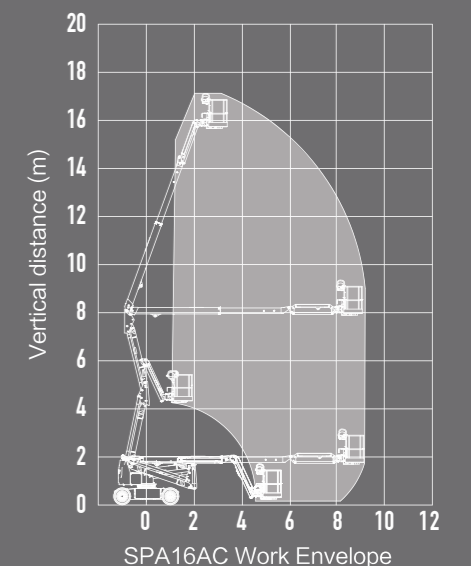
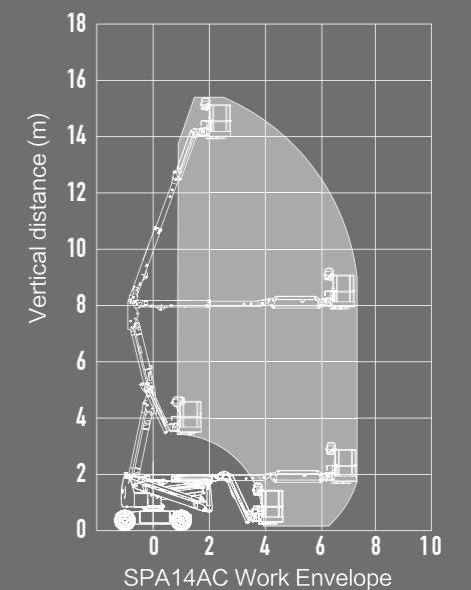
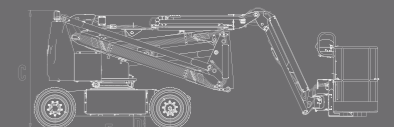
## SPA14AC/SPA16AC

Compliant with CE standards



QUALITY CHANGES THE WORLD

Model	SPA14AC(SPA446AC)		SPA16AC(SPA52AC)	
	Metric	Imperial	Metric	Imperial
<b>Dimensions</b>				
Platform height max.	14.0m	45ft11in	15.7m	51ft6in
Working height max.	16.0m	52ft6in	17.7m	58ft1in
Horizontal outreach max.	7.25m	23ft9in	9.00m	29ft6in
A-Length (stowed)	6.15m	20ft2in	7.15m	23ft5in
B-Width (stowed)	1.75m	5ft9in	2.00m	6ft7in
C-Height (stowed)	2.02m	6ft8in	2.02m	6ft8in
Platform dimension(L × W)	1.83m × 0.76m	6ft × 2ft6in	1.83m × 0.76m	6ft × 2ft6in
D-Ground clearance	0.17m	6.7in	0.17m	6.7in
E-Wheelbase	2.00m	6ft7in	2.00m	6ft7in
Lift capacity (Unrestricted)	248kg	547lb	248kg	547lb
Turntable tail swing	0.26m	10in	0.17m	6.7in
Jib rotation	+70° /-65°		+70° /-65°	
Turntable rotation	360° Continuous		360° Continuous	
Platform rotation	180°		180°	
<b>Performance</b>				
Platform occupancy max.	2 Persons and tools		2 Persons and tools	
Tilt sensor activation	X-3° /Y-5°		X-3° /Y-5°	
Turning radius max. (inside/outside)	1.48m/3.81m	4ft10in/12ft6in	1.55m/4.10m	5ft1in/13ft5in
Gradeability	30%		30%	
Drive speed-stowed	0-5.0km/h	0-3.1mph	0-5.0km/h	0-3.1mph
Drive speed-raised	0-0.8km/h	0-0.5mph	0-0.8km/h	0-0.5mph
<b>Power</b>				
Drive × Steer	2WD × 2WS		2WD × 2WS	
Battery	51.2V/315Ah (Lithium battery)		51.2V/315Ah (Lithium battery)	
Charger (input)	100-240V AC		100-240V AC	
<b>Others</b>				
Weight	6500kg	14330lb	7000kg	15432lb



## SANY AERIAL WORK EQUIPMENT Co., Ltd

Address: No. 18-688, Industrial Road, Gaoxin District, Wuxing District, Huzhou, Zhejiang Province

Postal code: 313002

Hotline: 400-8878-318

Website: www.sanyglobal.com

Copyright version on 2025 April