

STEEL PALLET

Steel Pallet

-  Hygienic
-  Fire Resistant
-  Insect Free
-  Recyclable
-  Durable
-  Corrosion Resistant
-  Repairable
-  Splinters Free
-  Cost Effective



VS

Wooden Pallet

-  Termite Attack
-  Splinters & Nails
-  Flammable
-  Non Eco-Friendly
-  Susceptible to Weather



Features Comparison

Features	Steel Pallet	Plastic Pallet	Wooden Pallet
Strength	★★★★★★	★★★★	★★
Durability	★★★★★★	★★★★	★★
Fire Resistant	★★★★★★	★	★
Moisture Resistant	★★★★★★	★★★★★	★
Life Cycle	★★★★★	★★★★	★
Customized	★★★★★★	★	★★★★★★
Recyclable	★★★★★	★★	★★★★
Scrap Value	★★★★	★	★
Extreme Temperatures	★★★★★★	★	★★

Note: Rating scale from 1 to 5 (Poor to Excellent)

STEEL PALLET




2-Way Standard Deck




4-Way Standard Deck




2-Way Full Deck



4-Way Full Deck




2-Way Standard Deck with Top Cover



4-Way Standard Deck with Top Cover

2-WAY STEEL PALLET



Features:

- ✓ 2 way fork entry
- ✓ Light to medium duty application
- ✓ Natural zinc finish
- ✓ Customize size available
- ✓ Optional steel cover for goods in sacks
- ✓ Ideal replacement for wooden pallet

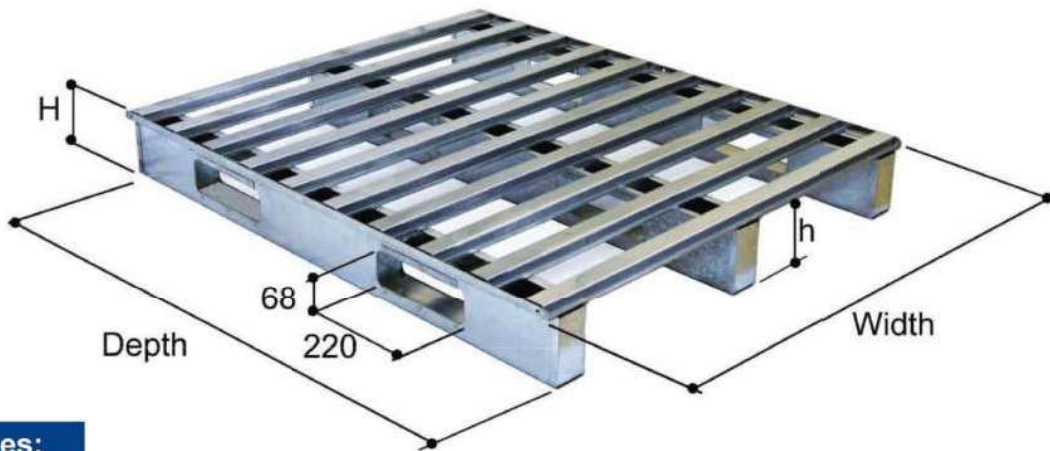
2 WA Series – Non-return Export Pallet

No.	Model No.	Dimension				Uniformly Distributed Load Capacity (kg)		
		Depth	Width	Height (H)	h	Static	Dynamic	Selective Rack
1	2WA1111	1100	1100	112	90	1000	750	500
2	2WA1208	1200	800	112	90			
3	2WA1210	1200	1000	112	90			
4	2WA1310	1300	1000	112	90			
5	2WA1311	1300	1100	112	90			

2 WB Series – Medium Duty Pallet

No.	Model No.	Dimension				Uniformly Distributed Load Capacity (kg)		
		Depth	Width	Height (H)	h	Static	Dynamic	Selective Rack
1	2WB1111	1100	1100	112	90	1000	750	500
2	2WB1208	1200	800	112	90			
3	2WB1210	1200	1000	112	90			
4	2WB1310	1300	1000	112	90			
5	2WB1311	1300	1100	112	90			

4-WAY STEEL PALLET



Features:

- ✓ 4 way fork entry
- ✓ Heavy duty application
- ✓ Natural zinc finish
- ✓ Customize size available
- ✓ Optional steel cover for goods in sacks
- ✓ Ideal replacement for plastic pallet

4 WA Series – Heavy Duty Pallet

No.	Model No.	Dimension				Uniformly Distributed Load Capacity (kg)			
		Depth	Width	Height (H)	h	Static	Dynamic	Selective Rack	Drive-in Rack
1	4WA1111	1100	1100	142	120	3000	1800	1800	1800
2	4WA1208	1200	800	142	120				
3	4WA1210	1200	1000	142	120				
4	4WA1212	1200	1200	142	120				
5	4WA1313	1300	1300	142	120				
6	4WA1410	1400	1000	142	120				
7	4WA1412	1400	1200	142	120				

4 WB Series – Heavy Duty Pallet

No.	Model No.	Dimension				Uniformly Distributed Load Capacity (kg)			
		Depth	Width	Height (H)	h	Static	Dynamic	Selective Rack	Drive-in Rack
1	4WB1111	1100	1100	142	120	4000	2000	2000	2000
2	4WB1208	1200	800	142	120				
3	4WB1210	1200	1000	142	120				
4	4WB1212	1200	1200	142	120				
5	4WB1313	1300	1300	142	120				
6	4WB1410	1400	1000	142	120				
7	4WB1412	1400	1200	142	120				