



Advantages MiTOWER

Safely to great heights with only one pair of hands. You can quickly construct or dismantle the MiTOWER without help from others. This unique mobile rolling tower is full of innovations, compact and easy to transport.

The intelligent design forces you to build the rolling tower safely. Platform girders and a unique suspension mechanism in the platforms give you maximum grip and make it extra easy. Double guardrail braces, a handy claw system and double braked castors mean that the rolling tower is one of the most stable of its kind.





Unique component hangers. 'Extra hands' to hang materials during the erection and dismantling of the MiTOWER. Slides in and out in a single, quick movement.



Turn your scaffolding parts quickly into a mobile trolley. Fits through any standard door opening and in many commercial vehicles.




Quick assembly thanks to Easy-Lock® stepless adjustable stabilisers.



Double-braked wheels (Ø 125 mm), 18 cm adjustable in height.

Altrex PRO⁺



5 YEARS
GUARANTEE



MiTOWER

- To be assembled and dismantled by a single person
- Only 10 minutes to assemble a tower of 6 meter working height
- Stable, strong and robust
- Lightweight, easy to transport and store
- Wooden or lightweight Fiber-Deck® platforms
- Compact trolley (120 x 75 x 158 cm)



Fiber-Deck® or wooden platforms



Length: 1.20 m



Width: 0.75 m



Maximum working height for interior and exterior is 6 m
Higher assembly possible; please contact Altrex



Maximum load per platform 150 kg and for the entire rolling tower 150 kg



Altrex PRO⁺

MiTOWER PLUS

- Can be assembled by 1 person, to be used by 2 persons
- Only 12 minutes to assemble a tower of 8 meter working height
- Stable, strong and robust
- Lightweight, easy to transport and store
- Wooden or lightweight Fiber-Deck® platforms
- Compact trolley (165 x 75 x 210 cm)



Fiber-Deck® or wooden platforms



Length: 1.65 m



Width: 0.75 m

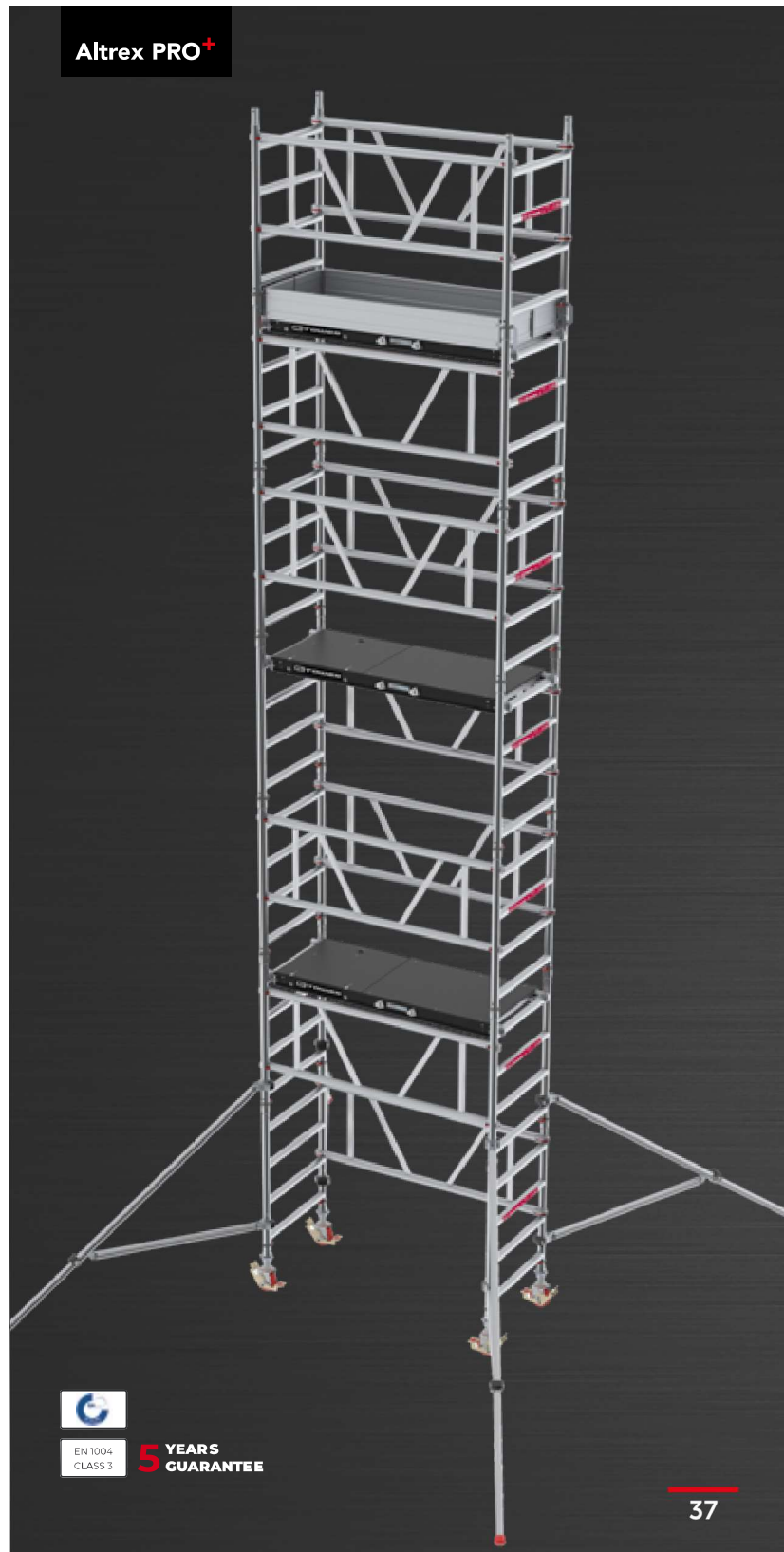


Maximum working height for interior and exterior is 8 m
Higher assembly possible; please contact Altrex



Maximum load per platform 240 kg and for the entire rolling tower 240 kg

Also available
with Safe-Quick®



EN 1004
CLASS 3

5 YEARS
GUARANTEE

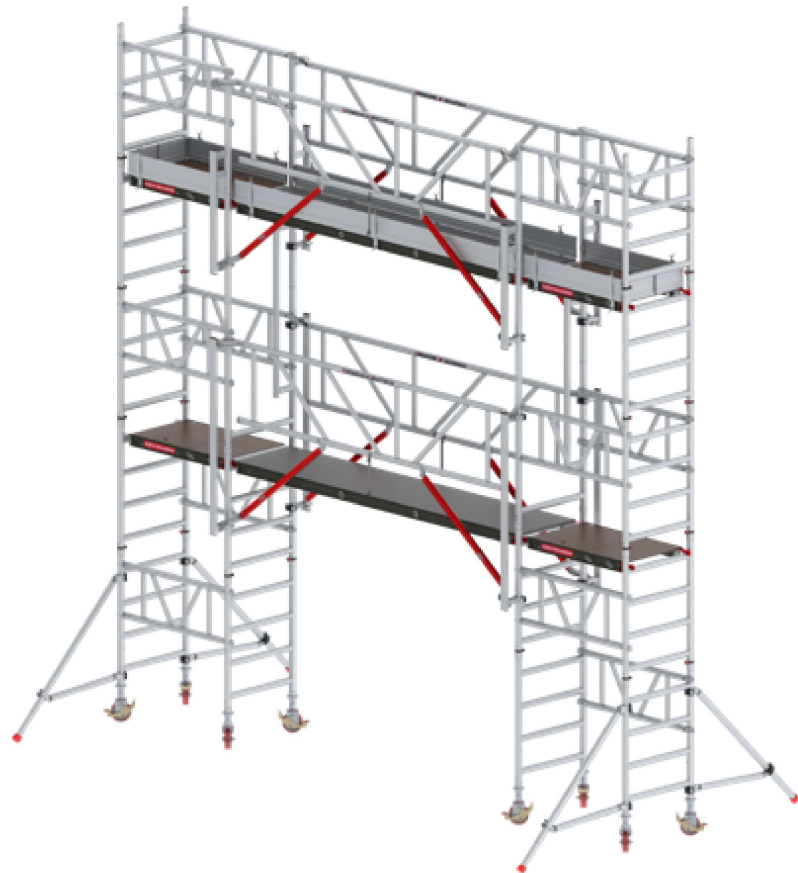
MiTOWER STAIRS

- Extension set for MiTOWER and MiTOWER PLUS
- Working safely on a staircase
- Single person assembly
- Stable, strong and robust



MiTOWER CONNECT

- Extension set for MiTOWER and MiTOWER PLUS
- Work platform between two MiTOWER's
- Can be assembled by 1 person, to be used by 2 persons



Configurations MiTOWER

MiTOWER

Platform height (m)	2.20 m	3.20 m	4.20 m
Working height (m)	4.20 m	5.20 m	6.20 m

Description

Frame MiTOWER 4 rung	6	8	10
Platform with trapdoor MiTOWER	1	2	2
Double guardrail brace MiTOWER	4	6	7
Toe board set MiTOWER	1	1	1
Triangular stabiliser MiTOWER	4	4	4
Wheel including spindle Ø125mm	4	4	4

MiTOWER PLUS

Platform height (m)	2.20 m	3.20 m	4.20 m	5.20 m	6.20 m
Working height (m)	4.20 m	5.20 m	6.20 m	7.20 m	8.20 m

Description

Frame MiTOWER 4 rung	6	8	10	12	14
Platform with trapdoor MiTOWER PLUS	1	2	2	3	3
Double guardrail brace MiTOWER PLUS	4	6	7	9	10
Toe board set MiTOWER PLUS	1	1	1	1	1
Triangular stabiliser MiTOWER PLUS	4	4	4	4	4
Wheel including spindle Ø125mm	4	4	4	4	4

MiTOWER STAIRS

	Set MiTOWER STAIRS	Set MiTOWER PLUS STAIRS
Description		
Walkthrough frame MiTOWER	1	1
Frame MiTOWER 2 rung	1	1
Wall support and anchorage tube MiTOWER	2	2
Rubber cap Ø 46.6 mm	4	4
Ratchet	2	2
Diagonal brace MiTOWER PLUS	-	2