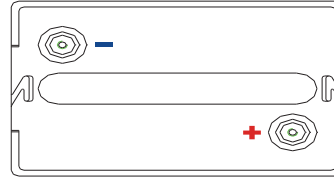
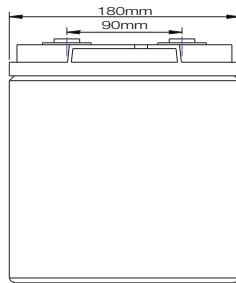
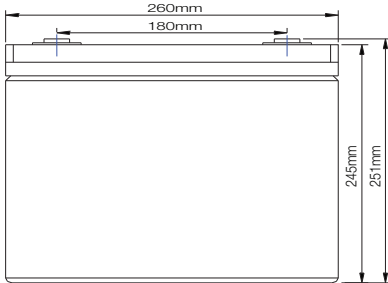


NPD series designed for applications that typically discharge 60% to 70% or more of the battery capacity. The battery is typically feature thick plates with high density active material. The thick battery plates allow for reserve energy to be stored deep within the battery plates and released during slow discharging such as trolling or solar applications. The high density material remains within the batteries' plate/grid structure longer, resisting the normal degradation found in cycling conditions. The battery is typically used for great extent discharge and recharged. The battery uses a different chemistry for the plates' active paste material and a slightly stronger acid. This chemistry allows for a much longer life in deep cycle applications with only a slightly reduction in maximum power output.



Performance Characteristics		
General Information	Length	260mm
	Width	180mm
	Height	245mm
	Total Height	251mm
	Approx Weight	30.5 kg ± 3%
	Nominal Voltage	6 Volt
	Number of Cells	3
	Nominal Capacity (20 hour rate)	226 Ah
	Terminal	M8
Casing Material	Standard	ABS
	Optional - UL94 V0, Flame Retardant	ABS
Nominal Capacity 77°F (25°C)	20 hour rate @ 1.80V (11.3A)	226 Ah
	10 hour rate @ 1.80V (20.3A)	203 Ah
	5 hour rate @ 1.70V (36.7A)	183.5 Ah
Internal Resistance	Fully Charged Battery 77°F (25°C) ≤ 1.7 mΩ	
Max. Discharge current in 5 sec	2000 A	
Capacity affected by Temperature	104°F (40°C) @ 20 hour rate	102%
	77°F (25°C) @ 20 hour rate	100%
	32°F (0°C) @ 20 hour rate	85%
	5°F (-15°C) @ 20 hour rate	65%
Reserve capacity to 10.5V at 27°C (the number of minutes a battery at 25A or 75A)	@ 25Amps	441 mins
	@ 75Amps	113 mins
Constant voltage charging @ 77°F (25°C)	Initial charging current	≤ 40.6 A
	Boost charging voltage	7.20V to 7.45V
	Float charging voltage	6.80V to 6.90V

Constant Current Discharge Data (Amperes at 25°C)											
End Point Volts/Cell	10min	15min	30min	45min	1hr	2hr	3hr	5hr	8hr	10hr	20hr
1.60V	341.8	290.9	185.2	136.8	125.6	79.6	56.0	38.0	25.1	22.4	12.5
1.65V	335.7	285.6	181.9	134.2	123.2	78.2	54.9	37.3	24.6	22.0	12.2
1.70V	329.4	280.2	178.4	131.7	121.0	76.7	53.9	36.7	24.2	21.5	11.9
1.75V	323.2	275.0	175.1	129.3	118.7	75.3	52.8	35.9	23.8	21.2	11.7
1.80V	310.8	264.4	168.4	124.3	114.2	72.4	50.9	34.5	22.8	20.3	11.3

Constant Power Discharge Data (Watts per cell at 25°C)											
End Point Volts/Cell	10min	15min	30min	45min	1hr	2hr	3hr	5hr	8hr	10hr	20hr
1.60V	658.0	559.9	356.5	263.2	241.7	153.4	107.7	73.2	48.3	43.0	23.9
1.65V	646.0	549.7	350.1	258.4	237.3	150.6	105.7	71.9	47.5	42.3	23.5
1.70V	634.1	539.6	343.5	253.7	232.9	147.8	103.7	70.5	46.6	41.5	23.0
1.75V	622.1	529.4	337.1	248.8	228.5	145.0	101.8	69.2	45.7	40.7	22.6
1.80V	598.1	509.0	324.1	239.2	219.7	139.5	97.9	66.6	43.9	39.2	21.7

Above data provided from tested samples is generally for descriptive only. It is not intent to make or imply any representation; guarantee or warranty with respect to any battery cell. Battery cell designs/specifications are subject to modify without prior notice.