

Technical sheet

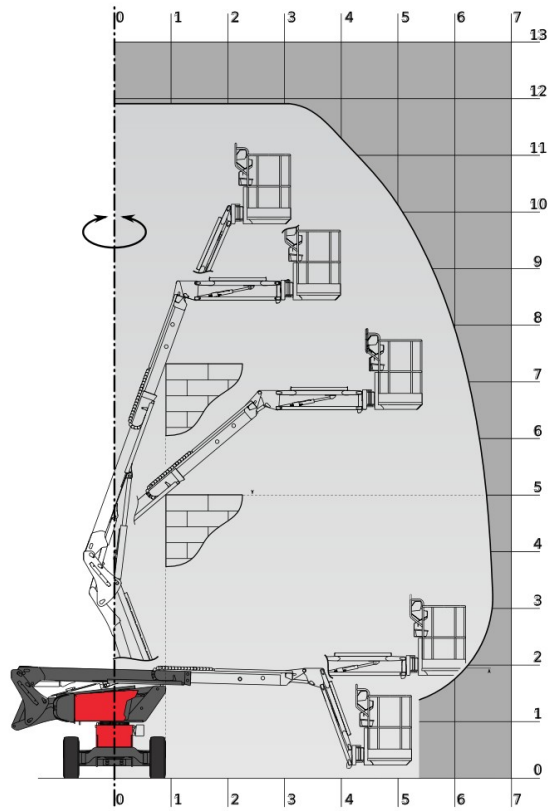
MAN'GO 12

Aerial Work Platforms Diesel Articulated Jib

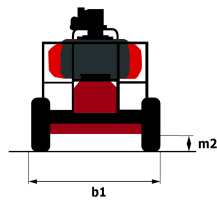
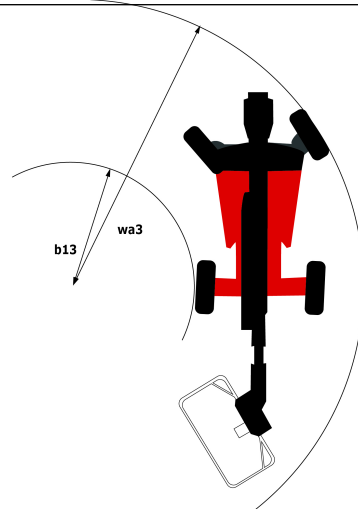
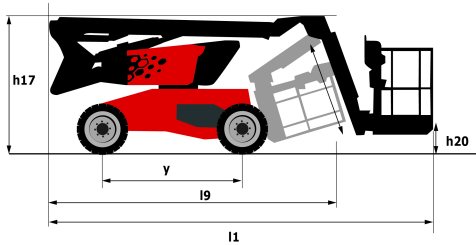


Capacities	Metric
Working height	11.91 m
Platform height	9.91 m
Horizontal outreach	6.69 m
Overhang	4.80 m
Pendular arm rotation (top/bottom)	64 ° / -70 °
Platform capacity	230 kg
Turret rotation	350 °
Platform rotation (right/left)	70 ° / 66 °
Number of people (inside/outside)	2 / 2
Weight and dimensions	
2.1 - Platform weight*	4150 kg
2.2 - Platform dimension (L x l)	1,5 x 0,98 m
b1 - Overall width	1.80 m
l1 - Overall length	5.50 m
l9 - Overall length (folded)	4.50 m
h17 - Overall height	2.02 m
h18 - Overall height (folded)	2.49 m
h20 - Floor height (access)	0.40 m
l13 - Pendular arm length	1.46 m
a7 - Counterweight offset (turret at 90°)	0.19 m
b13 - Inner turning radius	1.72 m
wa3 - Outer turning radius	4.11 m
m2 - Ground clearance at center of frame	0.32 m
y - Wheelbase	2 m
Performances	
Travel speed	5.20 km/h
Working speed	1 km/h
Gradeability	40 %
Permissible leveling	4 °
Tires	
Type of tires	Super Elastic Solid Cushion
Drive wheels (front/rear)	2 / 2
Steering wheels (front/rear)	2 / 0
Braking wheels (front/rear)	2 / 2
Engine	
I.C. engine	Kubota D1105-E4B Stage 5
I.C. Engine power rating	24.50 hp / 18.50 kW
Miscellaneous	
Ground pressure	15 daN/cm ²
Maximum available hydraulic pressure	400 bar
Capacity of hydraulic tank	60 l
Capacity of fuel tank	53 l
Sound level on ground	100 dB(A)
Daily consumption**	4.41 l

* varies according to options and standards of the country to which the machine is delivered
** According to "REDUCE cycle



Dimensional drawing



Equipment

Standard

3 Simultaneous movements

Audible alarm and illuminated indicator lamp (leveling, overload, lowering)

Basket 1,500 mm

CAN bus technology

Dead man pedal

Differential locking

Emergency stop button in platform and on frame

Fuel gauge with low level indicator

Horn in the platform

Hour meter

Integrated diagnostic assistance

Leveling unlocking

Management via engine speed bearing

Manual emergency lowering

Pendular arm

Proportional controls

Protective cover for control panel

Quick access to components

Rotating beacon light

Simplified lift control system

Optional

110 or 230V plug with differential circuit-breaker

Air predisposition

Battery cut off

Beep on every movement

Beep upon travel

Biodegradable oil

Catalytic cleaner

Coded anti-start

Highly efficient battery

Initial verification report before putting into service

Lockable fuel cap

Non-marking tyres

Extreme cold oil

Onboard generator (3,5 kW)

Refinery kit


Safety harness

Screen protection on the lower box control

SMS : Safe Man System

Turret cover with key lock

Water predisposition



Siège Social
430 rue de l'Aubinière - 44150 Ancenis Cedex - France
Tel: +33(0)2 40 09 10 11 - Fax: +33 (0)2 40 09 10 97
www.manitou.com



This brochure describes versions and configuration options for Manitou products which may be fitted with different equipment. The equipment described in this brochure may be standard, optional or not available depending on version. Manitou reserves the right to change the specifications shown and described at any time and without prior warning. The manufacturer is not liable for the specifications given. For more information, contact your Manitou dealer. Non-contractual document. Product descriptions may differ from actual products. List of specifications is not comprehensive. The logos and visual identity of the company are the property of Manitou and may not be used without authorisation. All rights reserved. The photos and diagrams contained in this brochure are provided for information only.

MANITOU BF SA - Limited company with board of directors - Share capital: 39,547,824 euros - 857 802 508 RCS Nantes